

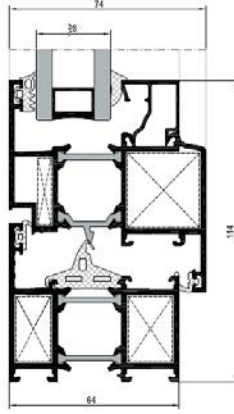
MİMARİ KATALOG
ARCHITECTURAL CATALOGUE

Alüminyum Kapı Pencere ve Giydirme Cephe Sistemleri
Aluminium Window Doors and Facade Systems

RESCARA



RWT64



TEKNİK ÖZELLİKLERİ / TECHNICAL PROPERTIES


KASA DERİNLİĞİ / FRAME DEPTH	64,2mm
KANAT DERİNLİĞİ / VENT DEPTH	74,2mm
PROFİL ET KALINLIĞI / PROFILE GLASS THICKNESS	1,6 / 1,8 / 2mm
MAX. CAM KALINLIĞI / MAX. GLASS THICKNESS	44mm
ISI BARIYERLERİ / THERMAL INSULATION BAR	24mm

KULLANIM SEÇENEKLERİ / APPLICATION ALTERNATIVES

	KAPI DOOR	PENCERE WINDOW
İÇE AÇILIR / INWARD OPENING	*	*
DIŞA AÇILIR / OUTWARD OPENING	*	
VASİSTAS / BOTTOM HUNG		*
ÇİFT EKSEN AÇILIM / TILT & TURN OPENING	*	*
PVC AKSESUAR İÇİN KANAT / VENT FOR PVC ACCESSORIES	*	*
PİVOT / PIVOT		*
ÇEK & SÜR / TILT & SLIDE	*	*
KATLANIR / FOLDING	*	*

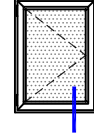
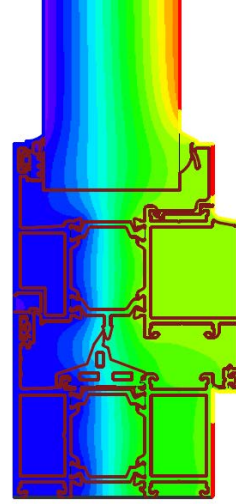
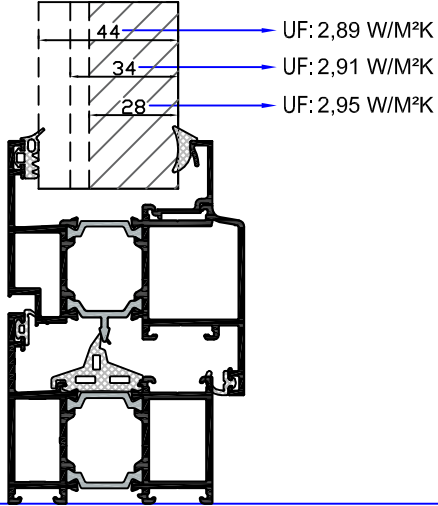
PERFORMANS DEĞERLERİ / PERFORMANCE VALUES



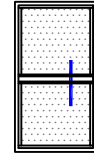
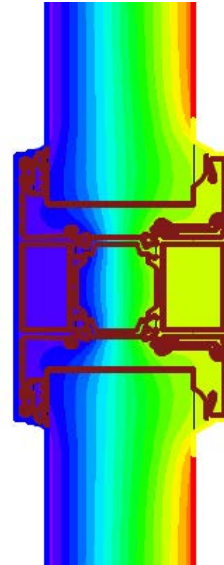
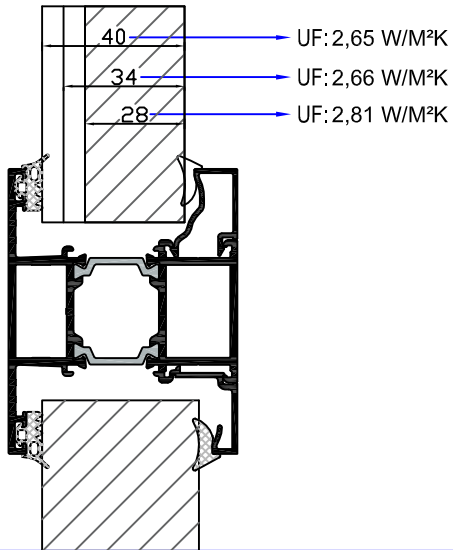
HAVA GEÇİRGENLİĞİ - EN 12207 (AIR PERMEABILITY)	1 (150 Pa)	2 (300 Pa)	3 (450 Pa)	4 (600 Pa)					
SU SIZDIRMAZLIĞI - EN 12208 (WATERTIGHTNESS)	2A (50 Pa)	3A (100 Pa)	4A (150 Pa)	5A (200 Pa)	6A (250 Pa)	7A (300 Pa)	8A (450 Pa)	9A (600 Pa)	E... (600+ Pa)
RÜZGAR YÜKÜNE DAYANIM - EN 12210 (RESISTANCE TO WIND LOAD)	1 (400 Pa)	2 (800 Pa)	3 (1200 Pa)	4 (1600 Pa)	5 (2000 Pa)	E... (2000+ Pa)			
SEHİM KRİTERİ - EN 12210 (DEFLECTION CRITERIA)	A (L/150)	B (L/200)	C (L/300)						
SİSTEM UF DEĞERİ - EN 10077-2 (THERMAL INSULATION VALUE)	 2,65~2,95 W/M²K								

ISI YALITIM DEĞERLERİ (UF) / THERMAL INSULATION VALUE (UF):

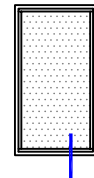
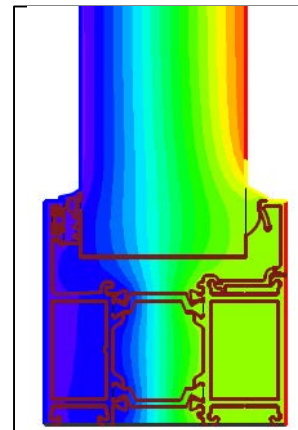
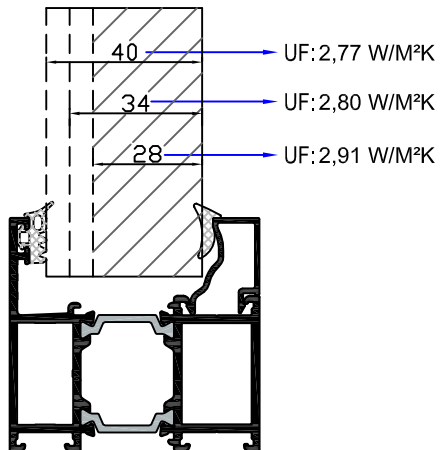
Cam Kalınlıkları (glass thickness) : min. 9mm - max. 44mm



Cam Kalınlıkları (glass thickness) : min. 9mm - max. 44mm



Cam Kalınlıkları (glass thickness) : min. 23mm - max. 48mm



MİMARİ KATALOG

ARCHITECTURAL CATALOGUE

Alüminyum Kapı Pencere ve Giydirme Cephe Sistemleri
Aluminium Window Doors and Facade Systems



Rescara Sistem Detayları
Rescara System Details

RWT64

PROFİLLER

PROFILES

01

02

03

04

05

06

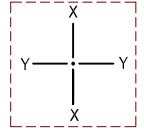
07

08

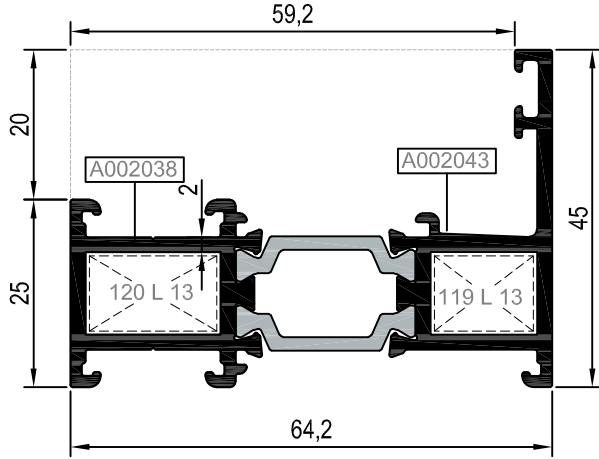
09

10

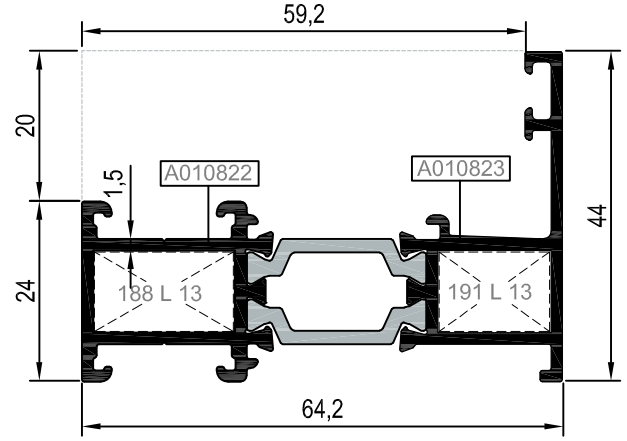
KOD / CODE	AĞIRLIK (kg/m) / WEIGHT	Jxx cm ⁴	Jyy cm ⁴	L m
AT64F01	1,319	17,469	4,439	6
AT64F02	1,674	22,546	12,818	6
AT64F04	1,109	14,257	3,658	6
AT64F07	1,490	19,453	11,255	6



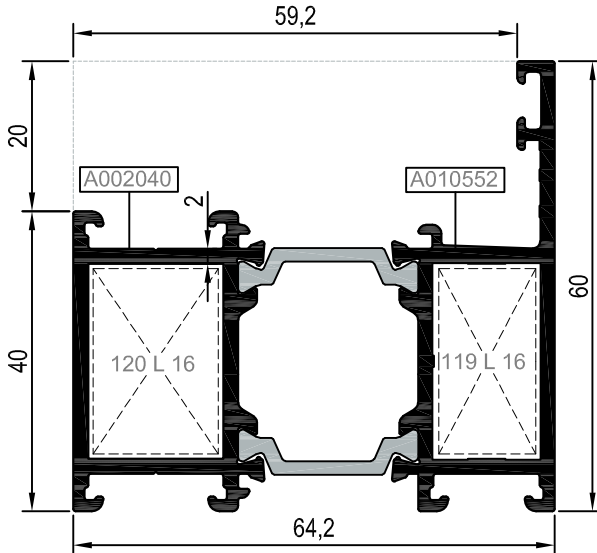
AT64F01



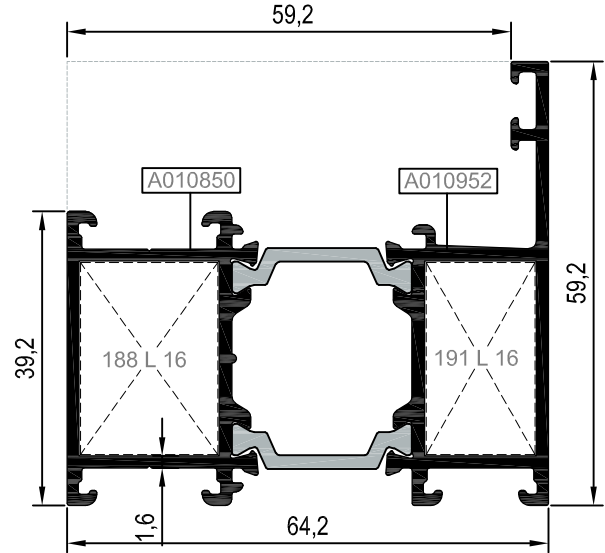
AT64F04



AT64F02

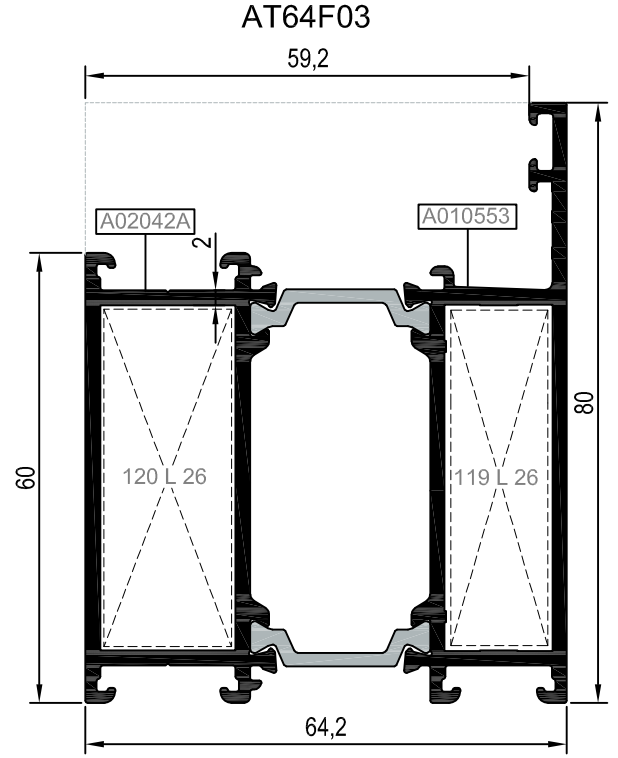
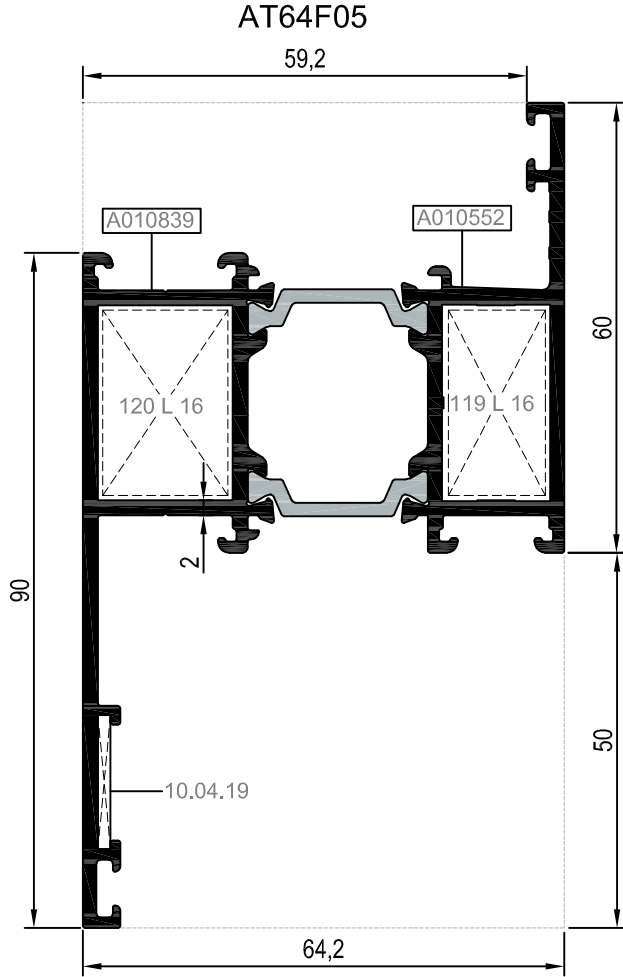
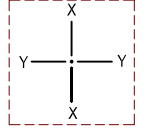




AT64F07



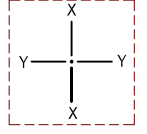
Nr		L m	KESİM ÖLÇÜSÜ CUTTING SIZE	AKS. KODU ACS. CODE
AT64F01	A002038	25 L 13 (A002058)	17,7 mm	120 L 13
	A002043	25 L 13 (A002058)	13,9 mm	119 L 13
AT64F02	A002040	25 L 16 (A002061)	17,7 mm	120 L 16
	A010552	25 L 16 (A002061)	13,9 mm	119 L 16
AT64F04	A010822	25 L 13 (A002058)	18,4 mm	188 L 13
	A010823	25 L 13 (A002058)	14,7 mm	191 L 13
AT64F07	A010850	25 L 16 (A002061)	18,4 mm	188 L 16
	A010952	25 L 16 (A002061)	14,7 mm	191 L 16

KOD / CODE	AĞIRLIK (kg/m) / WEIGHT	Jxx cm ⁴	Jyy cm ⁴	L m
AT64F05	1,984	30,230	38,034	6
AT64F03	2,098	29,304	33,917	6

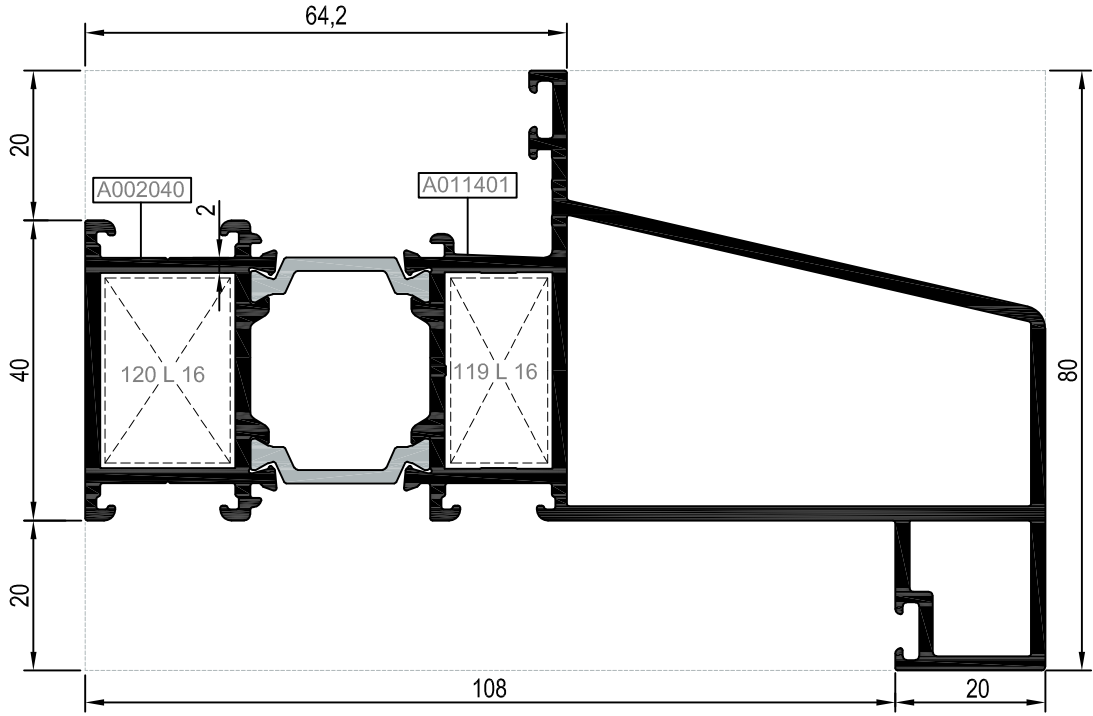


Nr		 L m	KESİM ÖLÇÜSÜ CUTTING SIZE	 AKS. KODU ACS. CODE
AT64F05	A010839	25 L 16 (A002061)	17,7 mm	120 L 16
	A010552	25 L 16 (A002061)	13,9 mm	119 L 16
AT64F03	A02042A	25 L 26 (A010540)	17,7 mm	120 L 26
	A010553	25 L 26 (A010540)	13,9 mm	119 L 26

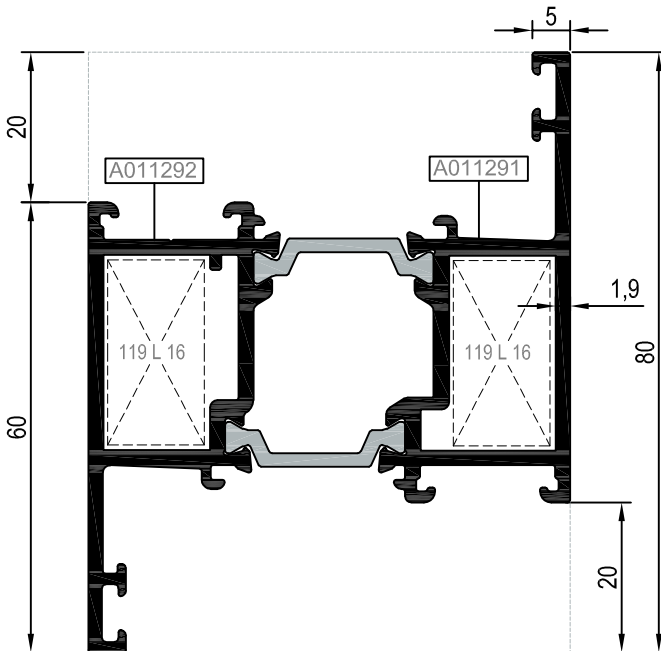
KOD / CODE	AĞIRLIK (kg/m) / WEIGHT	Jxx cm ⁴	Jyy cm ⁴	L m
AT64F10	2,766	122,771	32,079	6
AT64F12	1,836	26,850	17,860	6



AT64F10

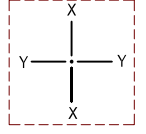


AT64F12

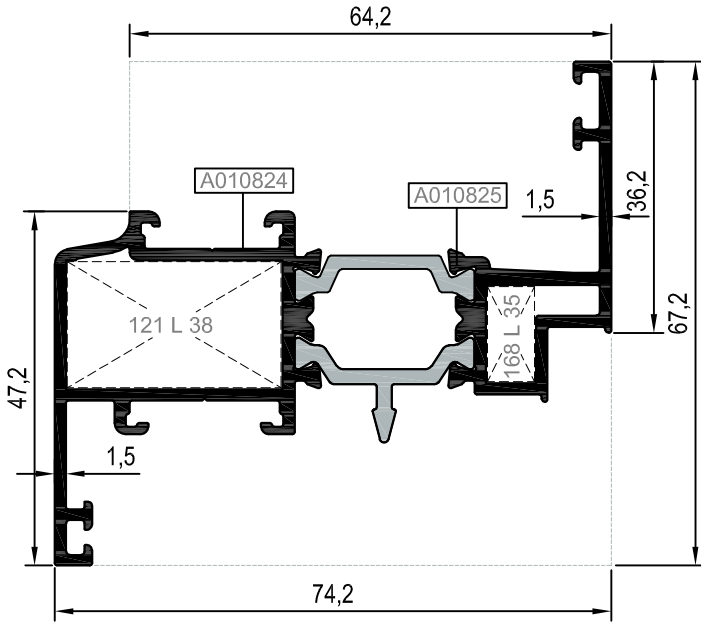


Nr		L m	KESİM ÖLÇÜSÜ CUTTING SIZE	AKS. KODU ACS. CODE
AT64F10	A002040	25 L 16 (A002061)	17,7 mm	120 L 16
	A011401	25 L 16 (A002061)	13,9 mm	119 L 16
AT64F12	A011292	25 L 16 (A002061)	13,9 mm	119 L 16
	A011291	25 L 16 (A002061)	13,9 mm	119 L 16

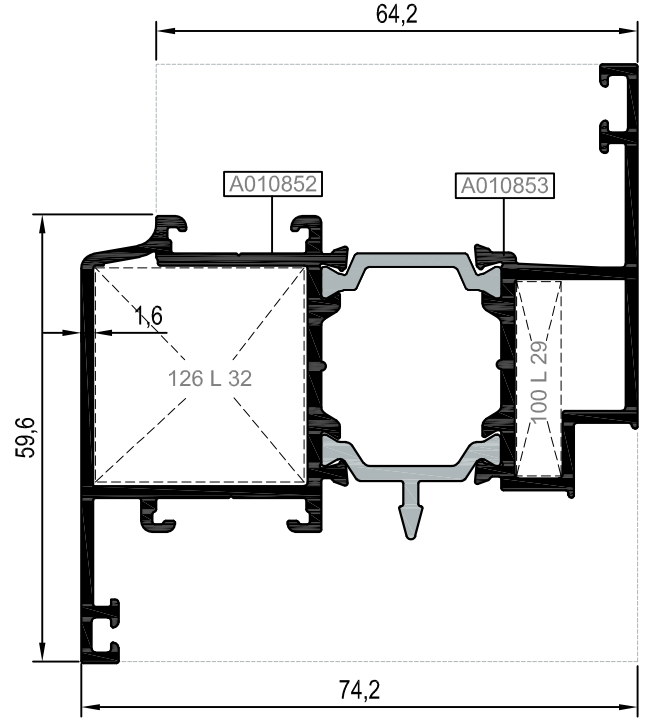
KOD / CODE	AĞIRLIK (kg/m) / WEIGHT	Jxx cm4	Jyy cm4	L m
AT64V07	1,415	23,928	8,348	6
AT64V11	1,699	29,281	16,560	6
AT64V16	1,898	33,429	26,867	6



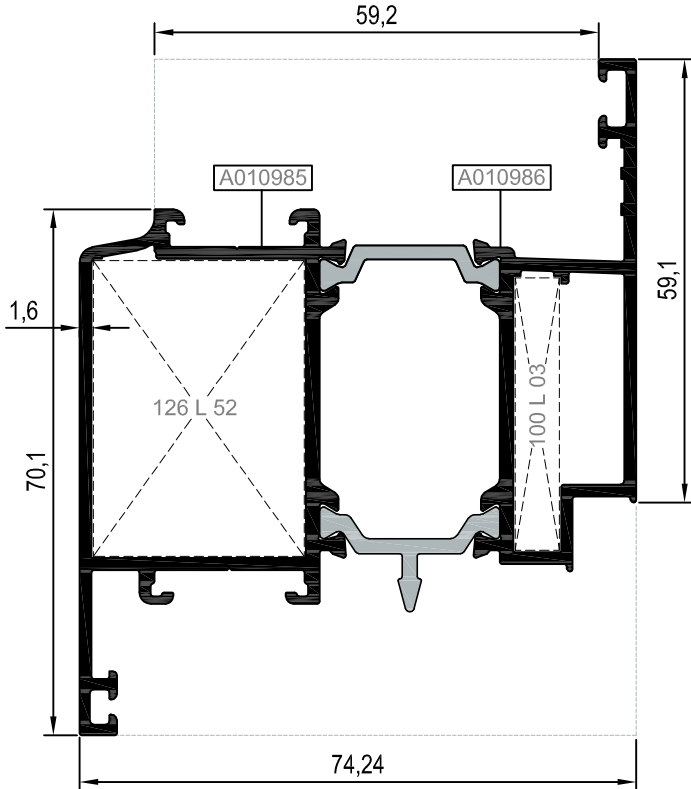
AT64V07





AT64V11

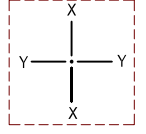


AT64V16

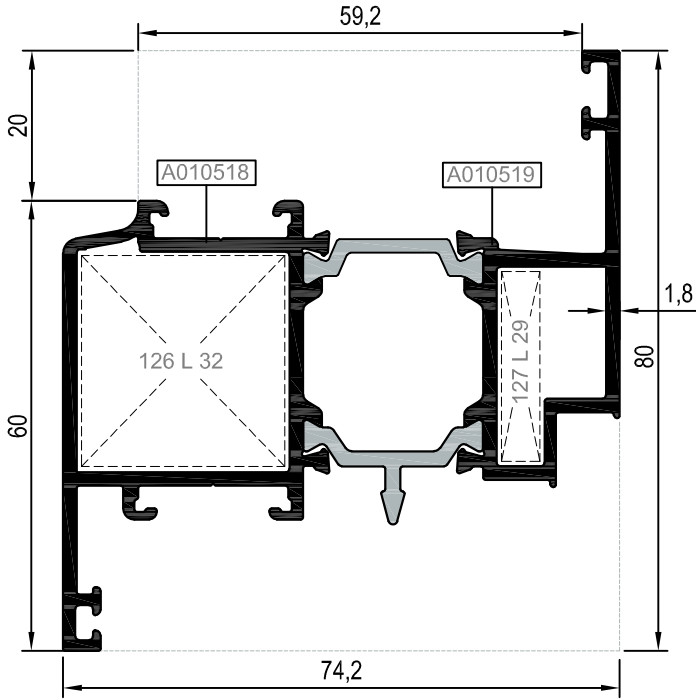


Nr	 L m	KESİM ÖLÇÜSÜ CUTTING SIZE	 AKS. KODU ACS. CODE
AT64V07	A010824	25 L 38 (A002074)	121 L 38
	A010825	25 L 35 (A010076)	168 L 35
AT64V11	A010852	25 L 32 (A002430)	126 L 32
	A010853	25 L 29 (A010543)	100 L 29
AT64V16	A010985	25 L 52 (A010888)	126 L 52
	A010986	25 L 03 (A002021)	100 L 03

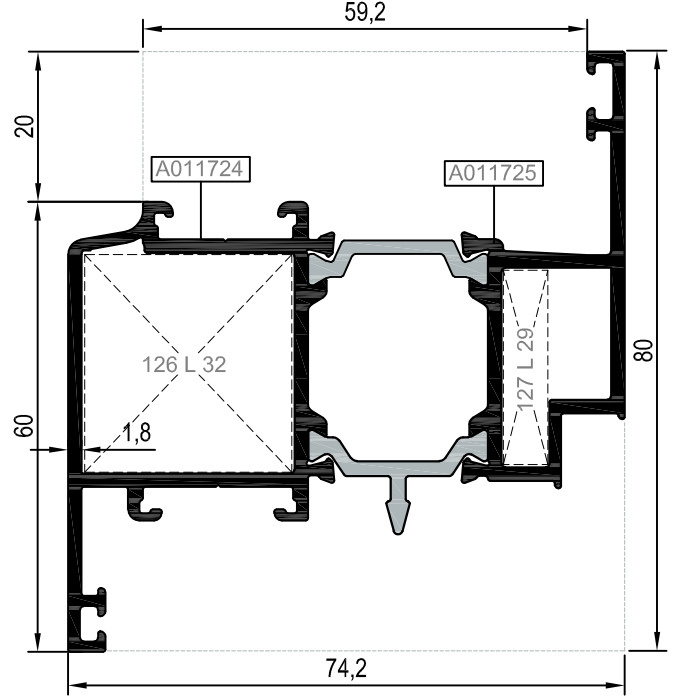
KOD / CODE	AĞIRLIK (kg/m) / WEIGHT	Jxx cm4	Jyy cm4	L m
AT64V05	1,801	31,816	17,994	6
AT64V22	1,795	30,100	17,993	6
AT64V20	1,917	34,200	17,787	6
AT64V21	1,584	27,054	8,724	6



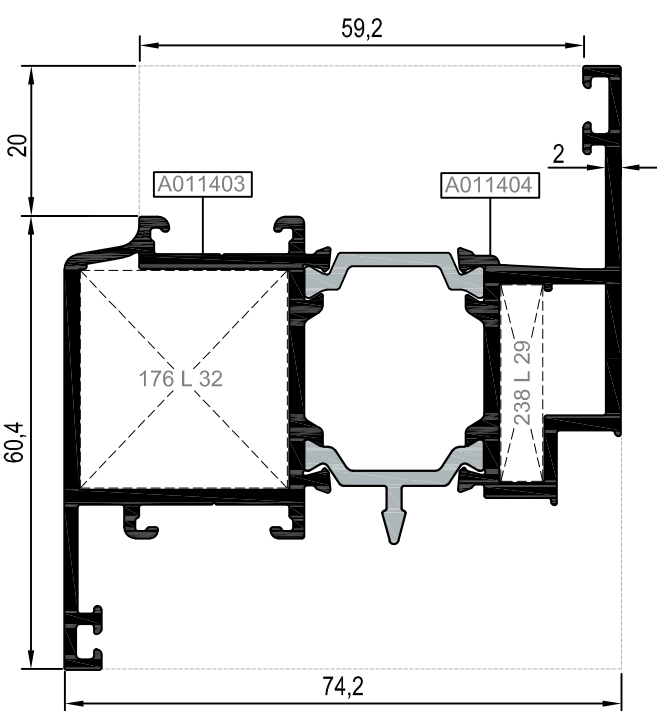
AT64V05



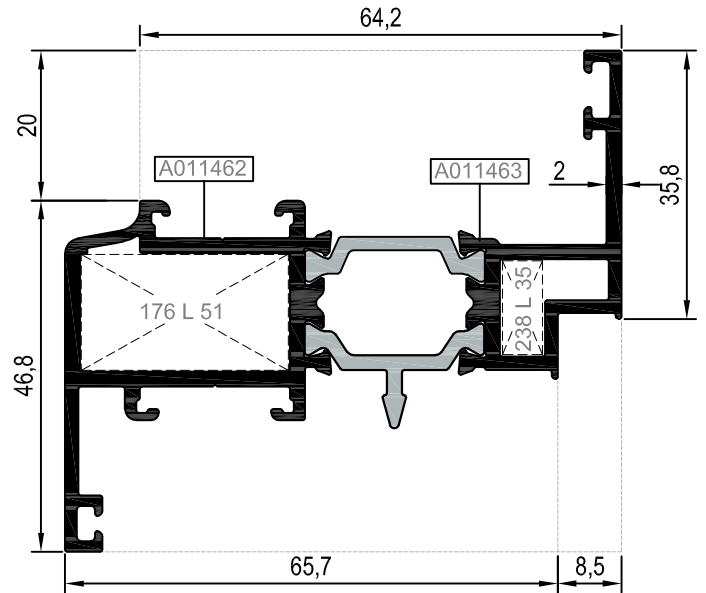
AT64V22



AT64V20

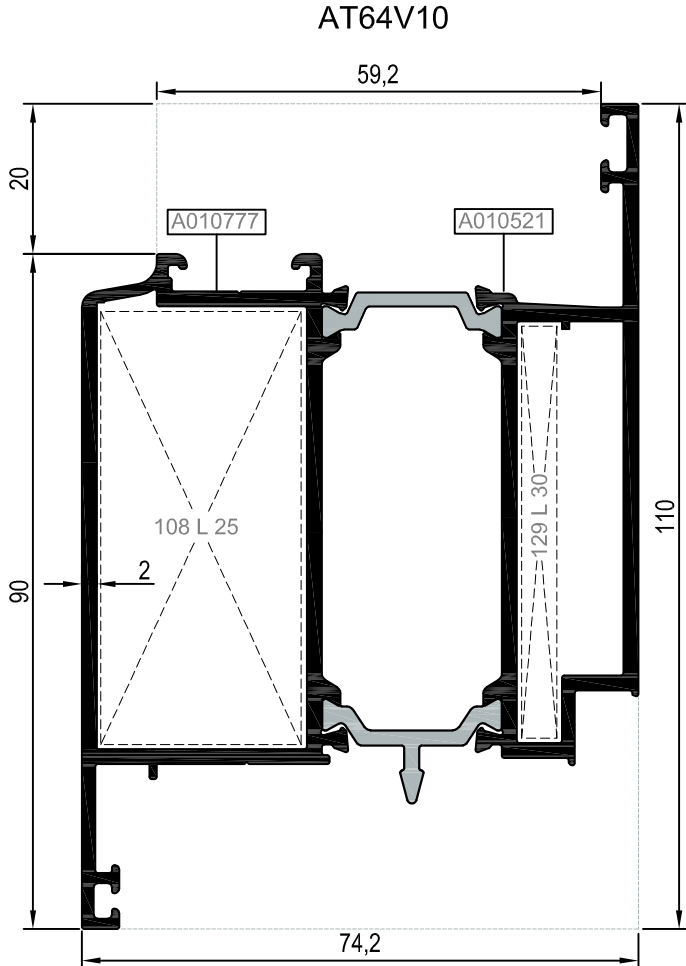
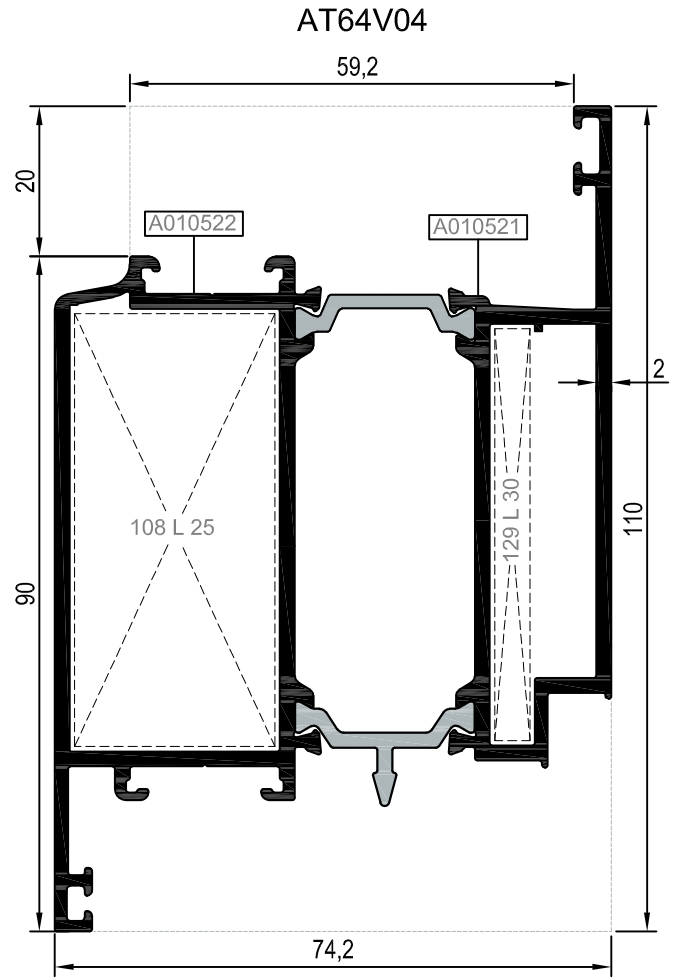
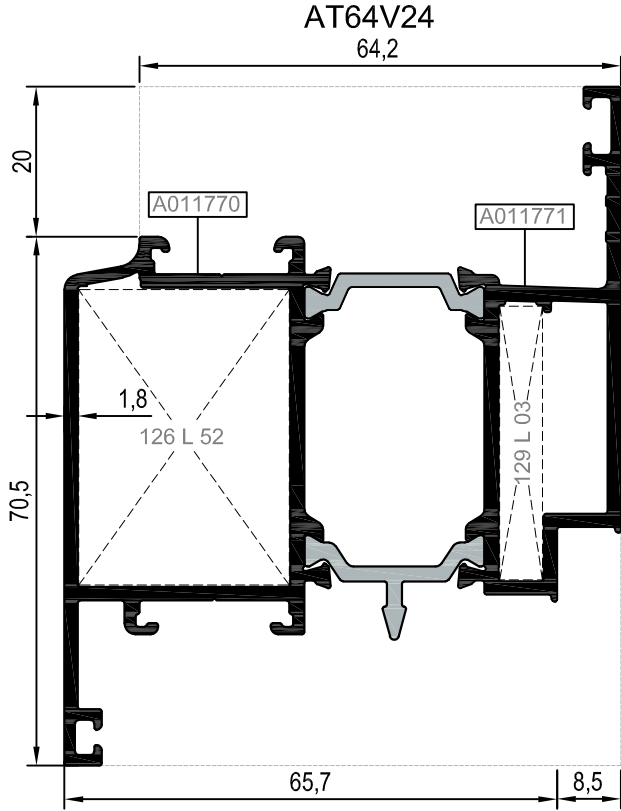
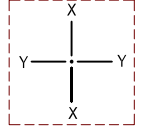




AT64V21



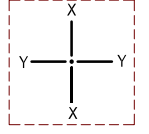
Nr		L m	KESİM ÖLÇÜSÜ CUTTING SIZE	AKS. KODU ACS. CODE
AT64V05	A010518	25 L 32 (A002430)	28,1 mm	126 L 32
	A010519	25 L 29 (A010543)	6,1 mm	127 L 29
AT64V22	A011724	25 L 32 (A002430)	28,1 mm	126 L 32
	A011725	25 L 29 (A010543)	6,1 mm	127 L 29
AT64V20	A011403	25 L 32 (A002430)	27,5 mm	176 L 32
	A011404	25 L 29 (A010543)	5,5 mm	238 L 29
AT64V21	A011462	25 L 51 (A010887)	27,5 mm	176 L 51
	A011463	25 L 35 (A010076)	5,5 mm	238 L 35

KOD / CODE	AĞIRLIK (kg/m) / WEIGHT	Jxx cm ⁴	Jyy cm ⁴	L m
AT64V24	2,026	25,139	42,800	6
AT64V04	2,560	47,341	62,509	6
AT64V10	2,506	46,759	60,124	6

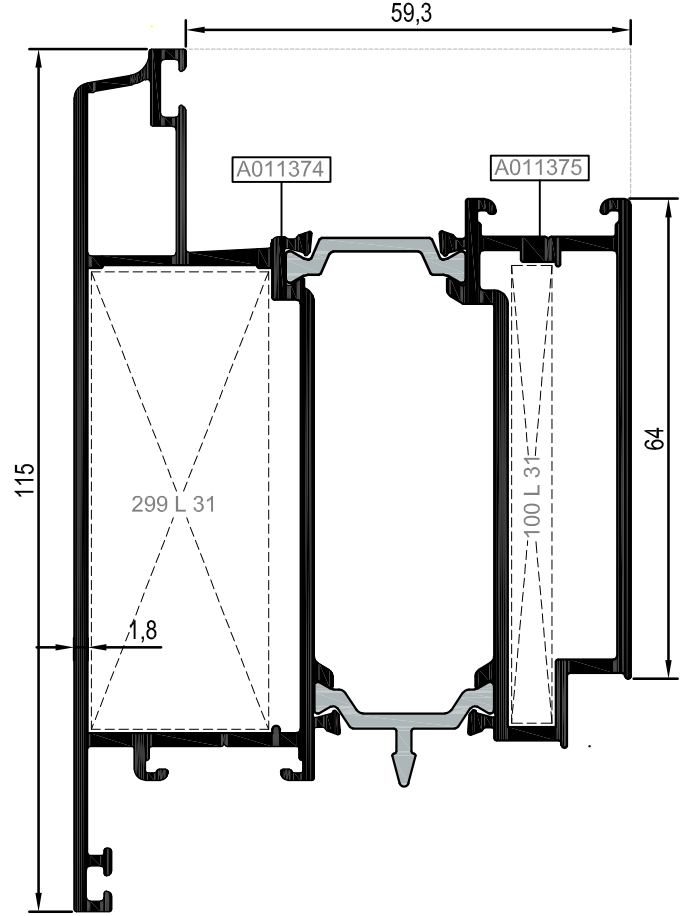


Nr	 L m	KEŞİM ÖLÇÜSÜ CUTTING SIZE	 AKS. KODU ACS. CODE
AT64V24	A011770	25 L 52 (A010888)	126 L 52
	A011771	25 L 03 (A002021)	129 L 03
AT64V04	A010522	25 L 25 (A010539)	108 L 25
	A010521	25 L 30 (A010544)	129 L 30
AT64V10	A010777	25 L 25 (A010539)	108 L 25
	A010521	25 L 30 (A010544)	129 L 30

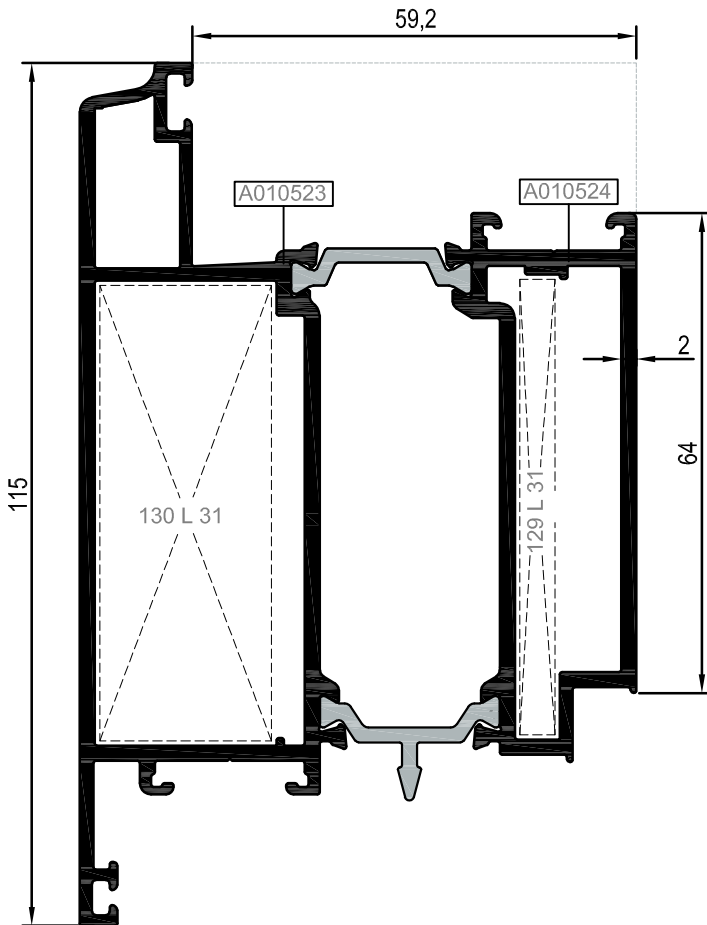
KOD / CODE	AĞIRLIK (kg/m) / WEIGHT	Jxx cm4	Jyy cm4	L m
AT64V19	2,625	47,828	78,784	6
AT64V06	2,846	52,060	84,431	6



AT64V19



AT64V06

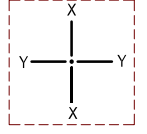


Nr		L m	KESİM ÖLÇÜSÜ CUTTING SIZE	AKS. KODU ACS. CODE
AT64V19	A011375	25 L 31 (A010545)	6,0 mm	100 L 31
	A011374	25 L 31 (A010545)	24,2 mm	299 L 31
AT64V06	A010523	25 L 31 (A010545)	23,9 mm	130 L 31
	A010524	25 L 31 (A010545)	5,7 mm	129 L 31

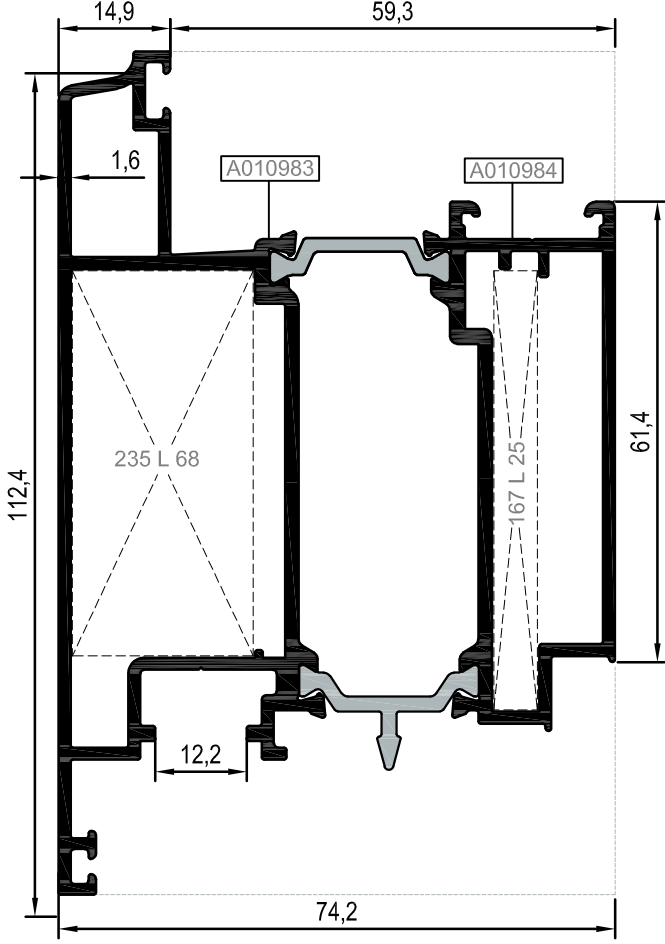
KANAT VE ADAPTÖR PROFİLLERİ (PVC AKSESUARINA UYGUN - 9 AKS)
VENT AND ADAPTER PROFILES (FOR PVC ACCESSORY - 9 AXLE)

RWT64

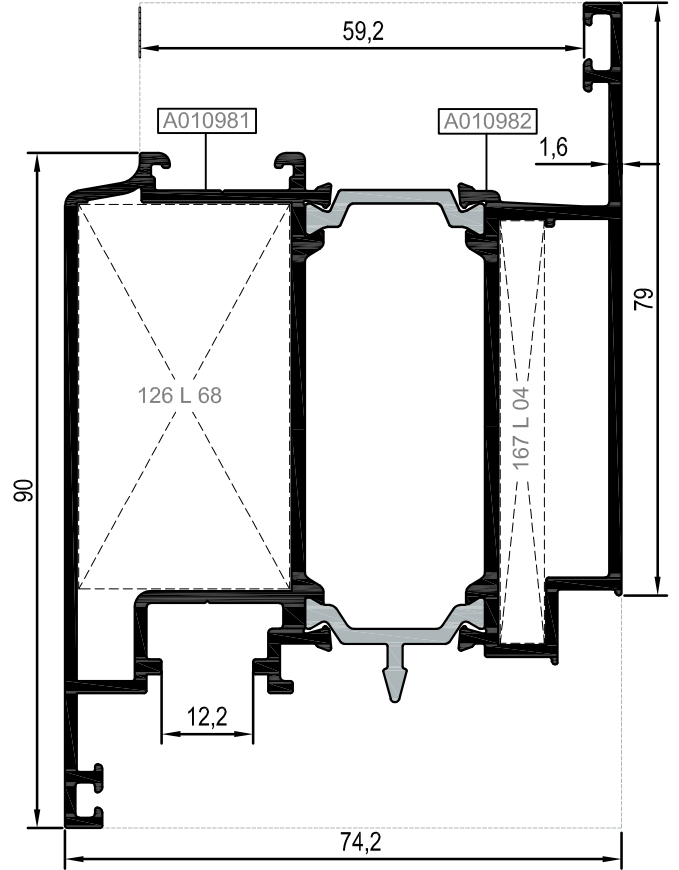
KOD / CODE	AĞIRLIK (kg/m) / WEIGHT	Jxx cm4	Jyy cm4	L m
AT64V13	1,765	30,000	16,364	6
AT64V14	2,328	41,495	56,615	6
AT64V15	2,570	44,277	71,818	6
AT64A22	1,300	17,918	8,231	6



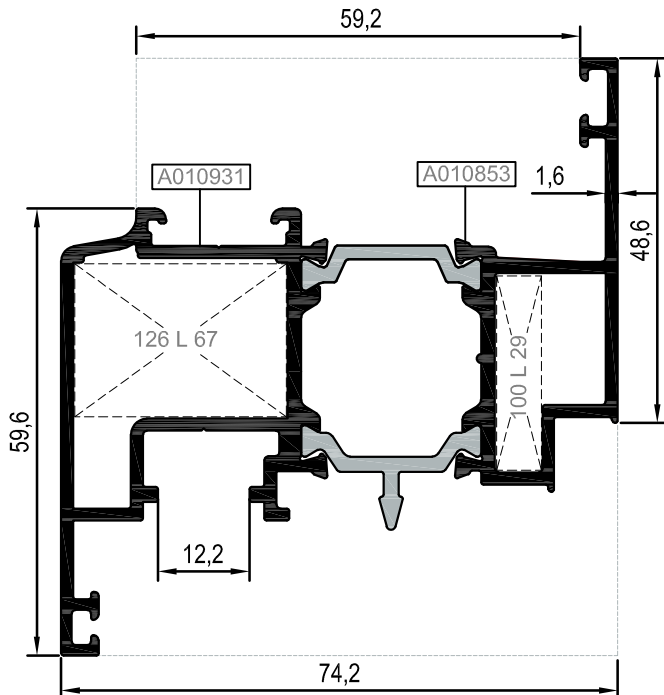
AT64V15



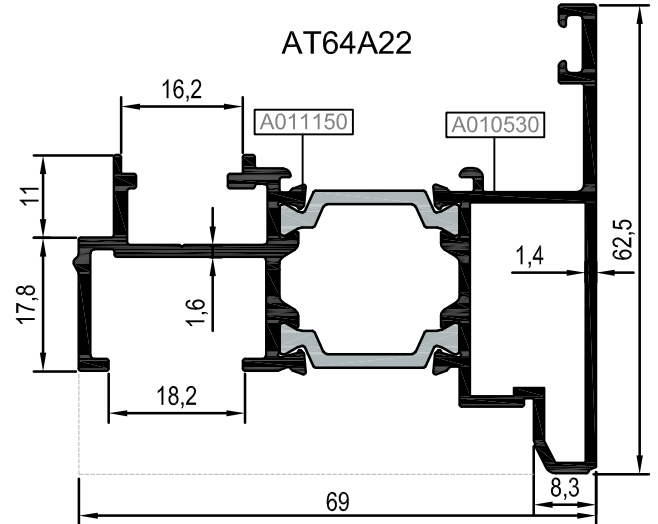
AT64V14



AT64V13

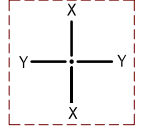


AT64A22

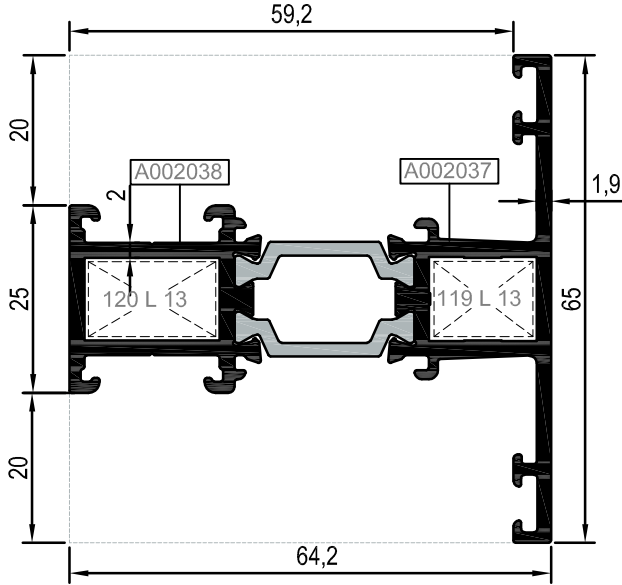


Nr		L m	KESİM ÖLÇÜSÜ	PARÇA KOD NUMARASI
AT64V13	A010931	25 L 67 (A011006)	28.1 mm	126 L 67
	A010853	25 L 29 (A010543)	6.0 mm	100 L 29
AT64V14	A010981	25 L 68 (A011005)	28.1 mm	126 L 68
	A010982	25 L 04 (A002211)	5.8 mm	167 L 04
AT64V15	A010984	25 L 25 (A010539)	5.8 mm	167 L 25
	A010983	25 L 68 (A011005)	24.3 mm	235 L 68

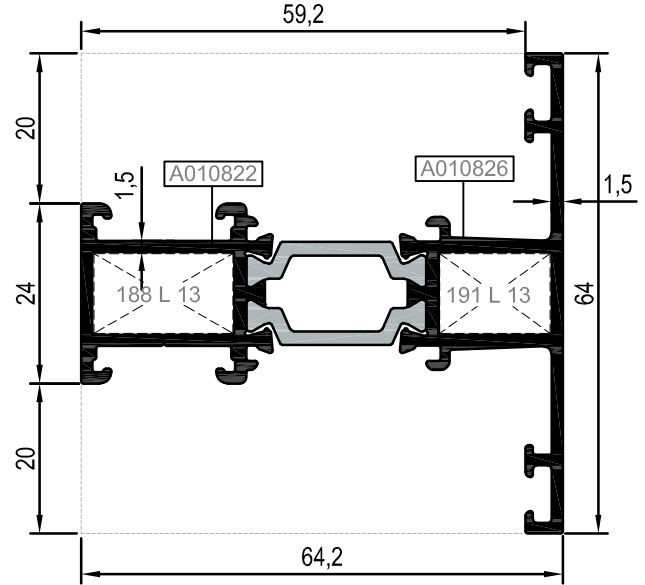
KOD / CODE	AĞIRLIK (kg/m) / WEIGHT	Jxx cm4	Jyy cm4	L m
AT64M01	1,460	19,858	7,759	6
AT64M12	1,247	16,532	6,573	6
AT64M09	1,891	26,834	18,387	6



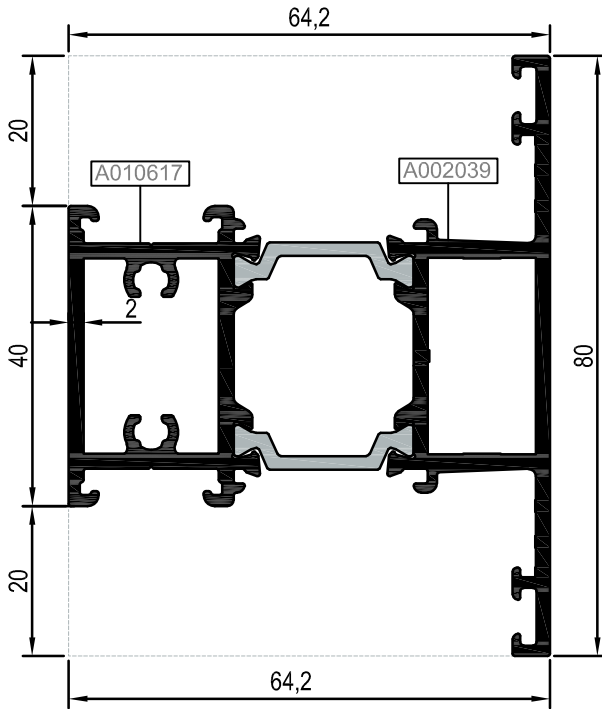
AT64M01







AT64M12

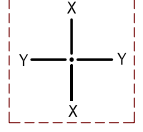


AT64M09

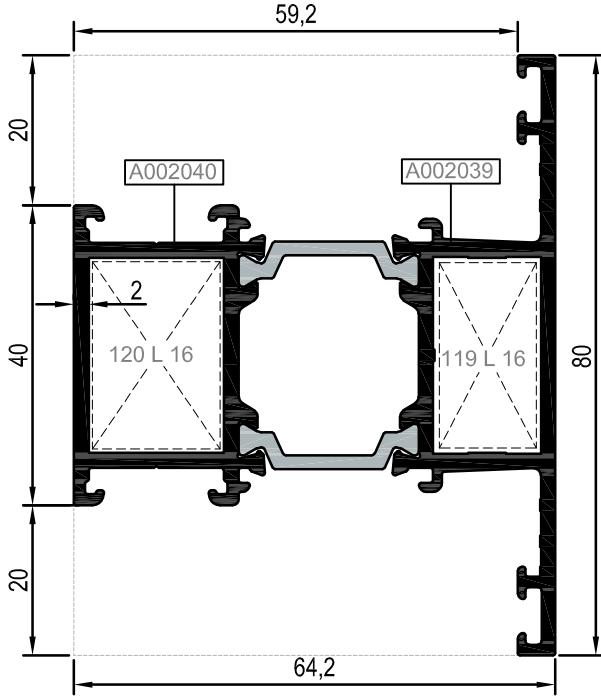


		 L m	KESİM ÖLÇÜSÜ CUTTING SIZE	 AKS. KODU ACS. CODE
AT64M01 (Kasa ve orta kayıt içinde kullanılır)	A002037	25 J 40 (A011871)	10,5 mm	102 J 40
	A002038	25 J 04 (A010567)	10,5 mm	102 J 04
AT64M01 (Dışa açılım kanalları içinde kullanılır)	A002037	25 J 40 (A011871)	10,5 mm	102 J 40
	A002038	25 J 04 (A010567)	10,5 mm	102 J 04
AT64M01 (İçe açılım kanalları içinde kullanılır)	A002037	25 J 40 (A011871)	10,5 mm	102 J 40
	A002038	25 J 04 (A010567)	10,5 mm	102 J 04
AT64M12 (Kasa ve orta kayıt içinde kullanılır)	A010822	25 J 40 (A011871)	10,7 mm	103 J 40
	A010826	25 J 04 (A010567)	10,7 mm	103 J 04
Nr		 L m	KESİM ÖLÇÜSÜ CUTTING SIZE	 AKS. KODU ACS. CODE
AT64M01	A002037	25 L 13 (A002058)	13,9 mm	119 L 13
	A002038	25 L 13 (A002058)	17,7 mm	120 L 13
AT64M12	A010822	25 L 13 (A002058)	18,4 mm	188 L 13
	A010826	25 L 13 (A002058)	14,7 mm	191 L 13

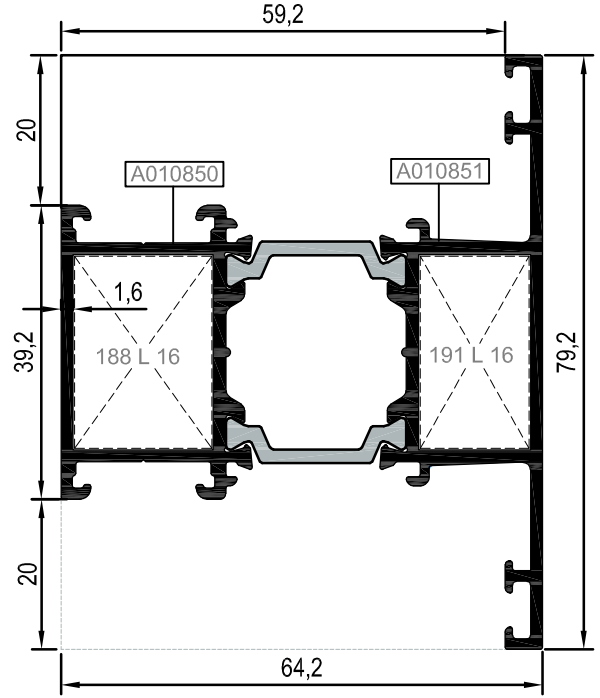
KOD / CODE	AĞIRLIK (kg/m) / WEIGHT	Jxx cm4	Jyy cm4	L m
AT64M02	1,797	25,170	17,981	6
AT64M03	2,255	32,456	43,010	6
AT64M13	1,596	21,704	15,833	6



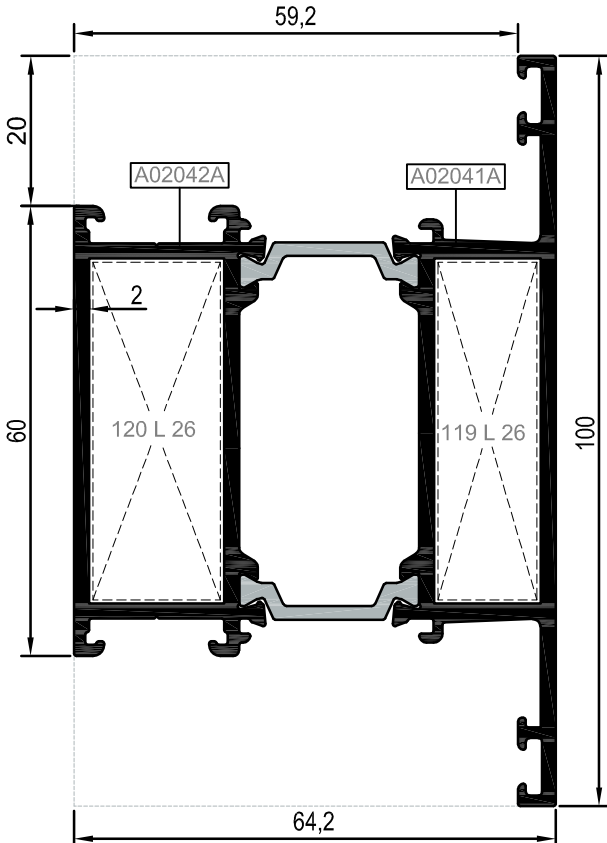
AT64M02



AT64M13

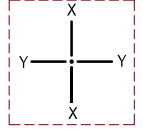


AT64M03

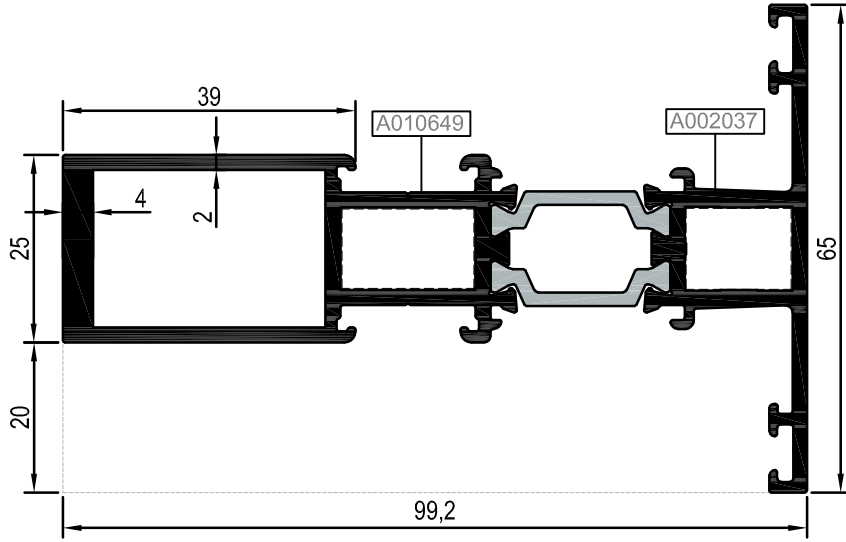


Nr		L m	KESİM ÖLÇÜSÜ CUTTING SIZE	AKS. KODU ACS. CODE
AT64M02	A002039	25 J 40 (A011871)	25,5 mm	135 J 40
	A002040	25 J 04 (A010567)	25,5 mm	135 J 04
AT64M02 (Dışa açılım kanalları içinde kullanılırsa)	A002039	25 J 40 (A011871)	25,5 mm	135 J 40
	A002040	25 J 04 (A010567)	25,5 mm	135 J 04
AT64M02 (İçe açılım kanalları içinde kullanılırsa)	A002039	25 J 40 (A011871)	25,5 mm	135 J 40
	A002040	25 J 04 (A010567)	25,5 mm	135 J 04
AT64M03 (Kasa ve orta kayıt içinde kullanılırsa)	A02041A	25 J 40 (A011871)	45,5 mm	136 J 40
	A02042A	25 J 04 (A010567)	45,5 mm	136 J 04
AT64M03 (Dışa açılım kanalları içinde kullanılırsa)	A02041A	25 J 40 (A011871)	45,5 mm	136 J 40
	A02042A	25 J 04 (A010567)	45,5 mm	136 J 04
AT64M03 (İçe açılım kanalları içinde kullanılırsa)	A02041A	25 J 40 (A011871)	45,5 mm	136 J 40
	A02042A	25 J 04 (A010567)	45,5 mm	136 J 04
AT64M13 (Kasa ve orta kayıt içinde kullanılırsa)	A010851	25 J 40 (A011871)	25,5 mm	135 J 40
	A010850	25 J 04 (A010567)	25,5 mm	135 J 04
AT64M13 (İçe açılım kanalı içinde kullanılırsa)	A010851	25 J 40 (A011871)	25,5 mm	135 J 40
	A010850	25 J 04 (A010567)	25,5 mm	135 J 04
Nr		L m	KESİM ÖLÇÜSÜ CUTTING SIZE	AKS. KODU ACS. CODE
AT64M02	A002039	25 L 16 (A002061)	13,9 mm	119 L 16
	A002040	25 L 16 (A002061)	17,7 mm	120 L 16
AT64M03	A02041A	25 L 26 (A010540)	13,9 mm	119 L 26
	A02042A	25 L 26 (A010540)	17,7 mm	120 L 26
AT64M13	A010850	25 L 16 (A002061)	18,4 mm	188 L 16
	A010851	25 L 16 (A002061)	14,7 mm	191 L 16

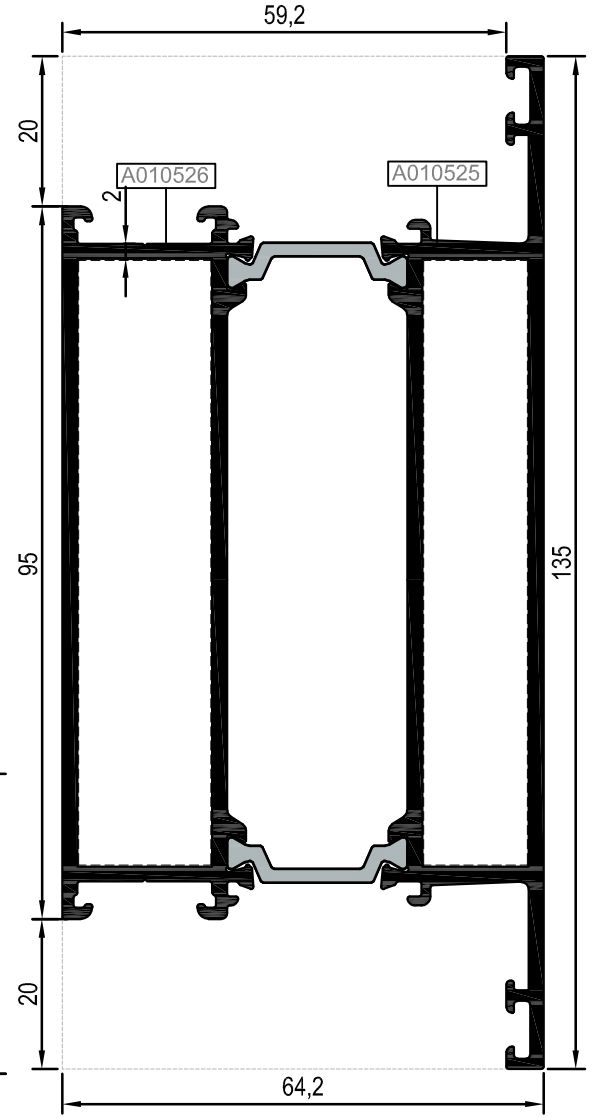
KOD / CODE	AĞIRLIK (kg/m) / WEIGHT	Jxx cm4	Jyy cm4	L m
AT64M04	3,012	44,578	126,088	6
AT64M10	2,067	65,118	9,925	6
AT64M33	2,615	88,613	31,409	6



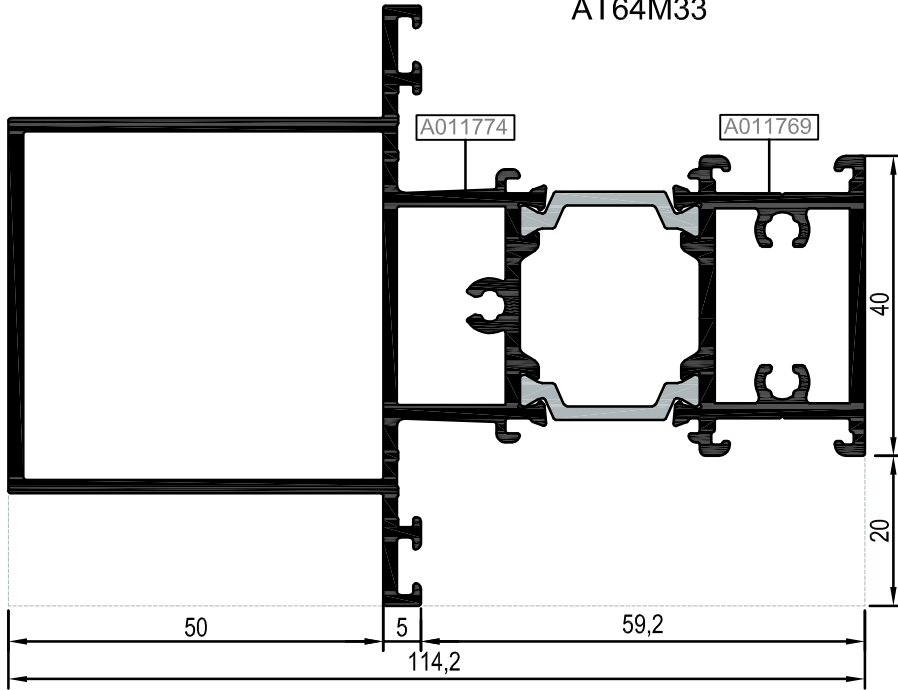
AT64M10





AT64M04

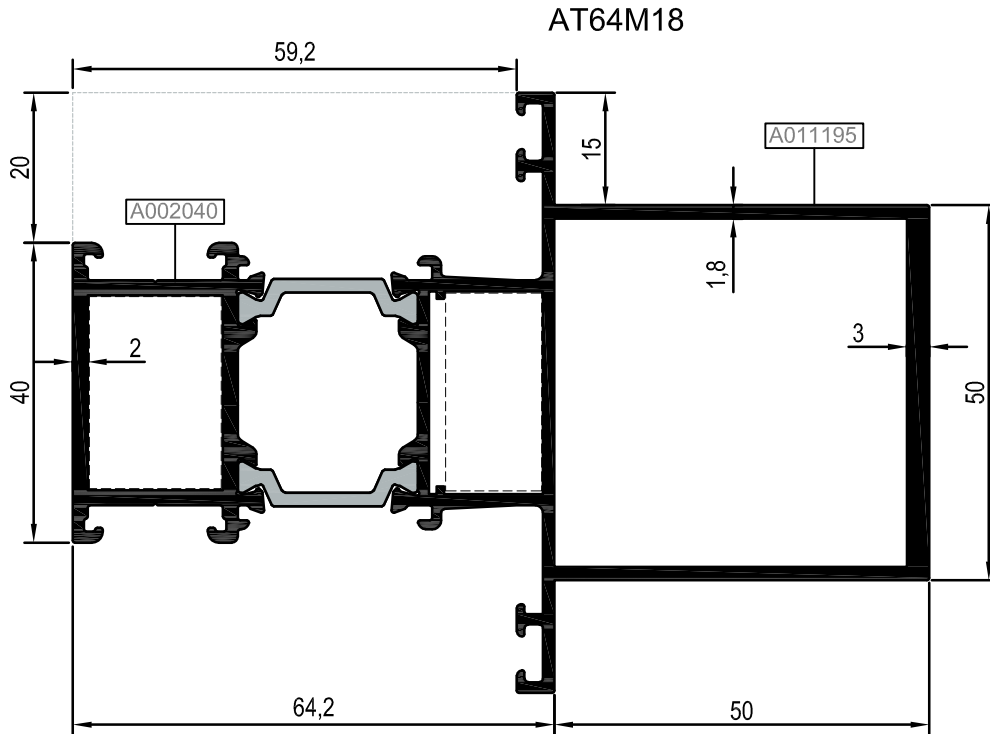
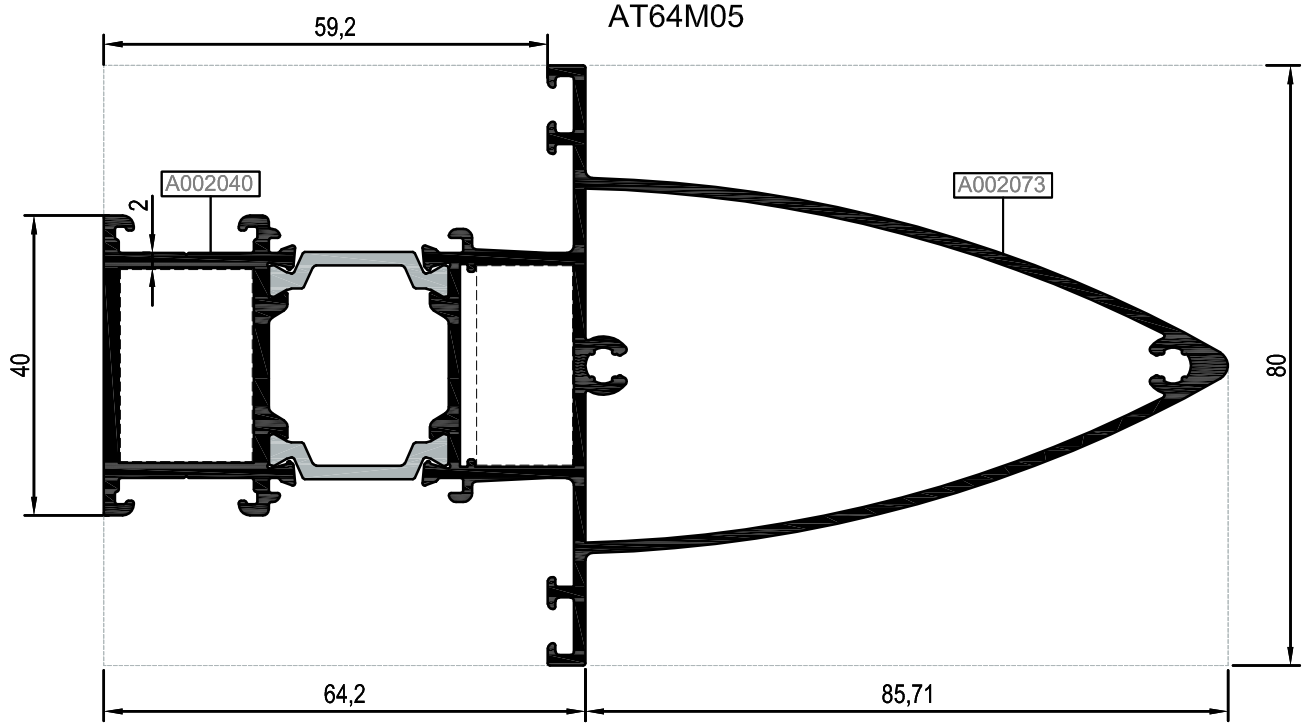
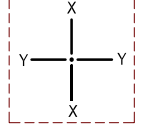


AT64M33



Nr		 L m	KESİM ÖLÇÜSÜ CUTTING SIZE	 AKS. KODU ACS. CODE
AT64M04 (Kasa ve orta kayıt içinde kullanılır)	A010525	25 J 40 (A011871)	80,5 mm	137 J 40
	A010526	25 J 04 (A010567)	80,5 mm	137 J 04
AT64M04 (Dışa açılım kanalları içinde kullanılır)	A010525	25 J 40 (A011871)	80,5 mm	137 J 40
	A010526	25 J 04 (A010567)	80,5 mm	137 J 04
AT64M04 (İçe açılım kanalları içinde kullanılır)	A010525	25 J 40 (A011871)	80,5 mm	137 J 40
	A010526	25 J 04 (A010567)	80,5 mm	137 J 04
AT64M10 (Kasa ve orta kayıt içinde kullanılır)	A002037	25 J 40 (A011871)	10,5 mm	102 J 40
	A010649	25 J 04 (A010567)	10,5 mm	102 J 04

KOD / CODE	AĞIRLIK (kg/m) / WEIGHT	Jxx cm ⁴	Jyy cm ⁴	L m
AT64M05	2,461	117,888	24,140	6
AT64M18	2,523	92,687	29,330	6

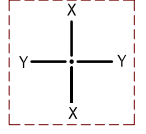


Nr		L m	KESİM ÖLÇÜSÜ CUTTING SIZE	AKS. KODU ACS. CODE
AT64M05 (Kasa ve orta kayıt içinde kullanılır)	A002073	25 J 40 (A011871)	25,5 mm	135 J 40
	A002040	25 J 04 (A010567)	25,5 mm	135 J 04
AT64M18 (Kasa ve orta kayıt içinde kullanılır)	A011195	25 J 40 (A011871)	25,5 mm	135 J 40
	A002040	25 J 04 (A010567)	25,5 mm	135 J 04

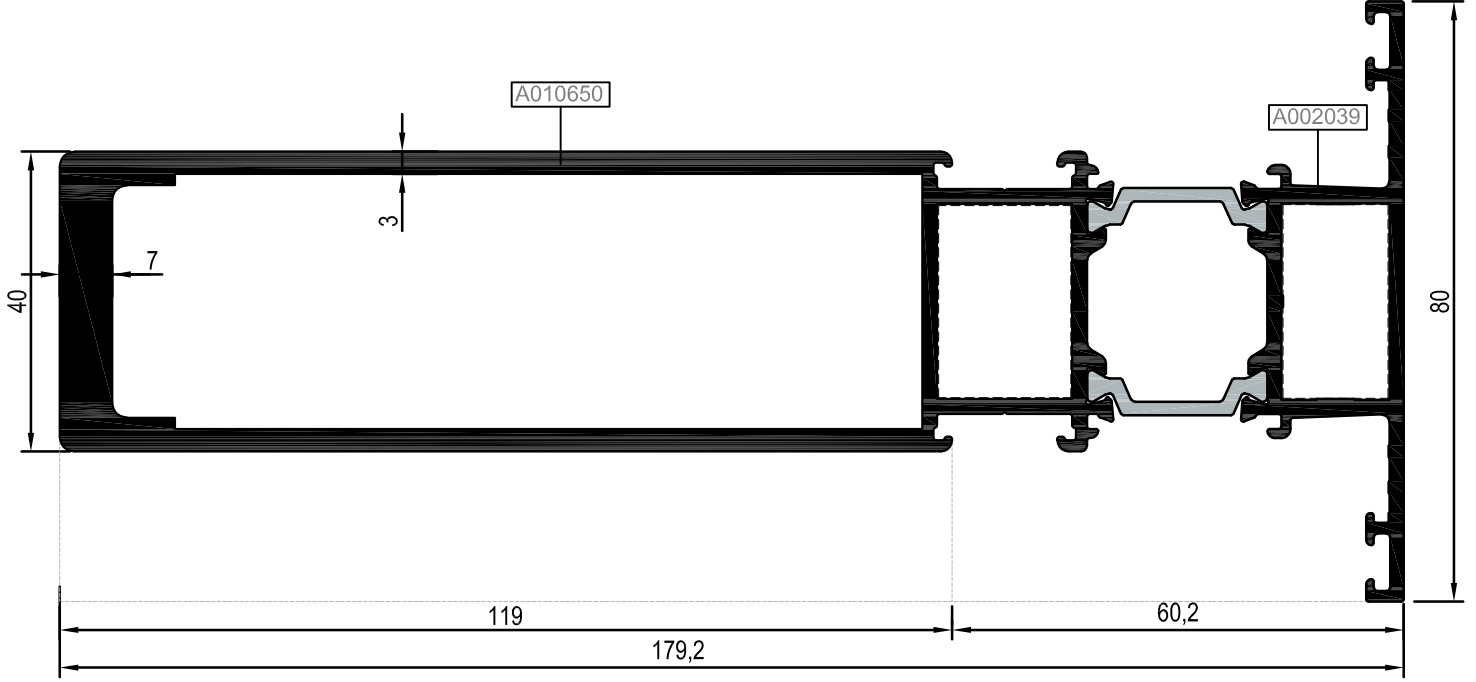
TAKVİYELİ ORTA KAYIT PROFİLLERİ
MULLION PROFILES

RWT64

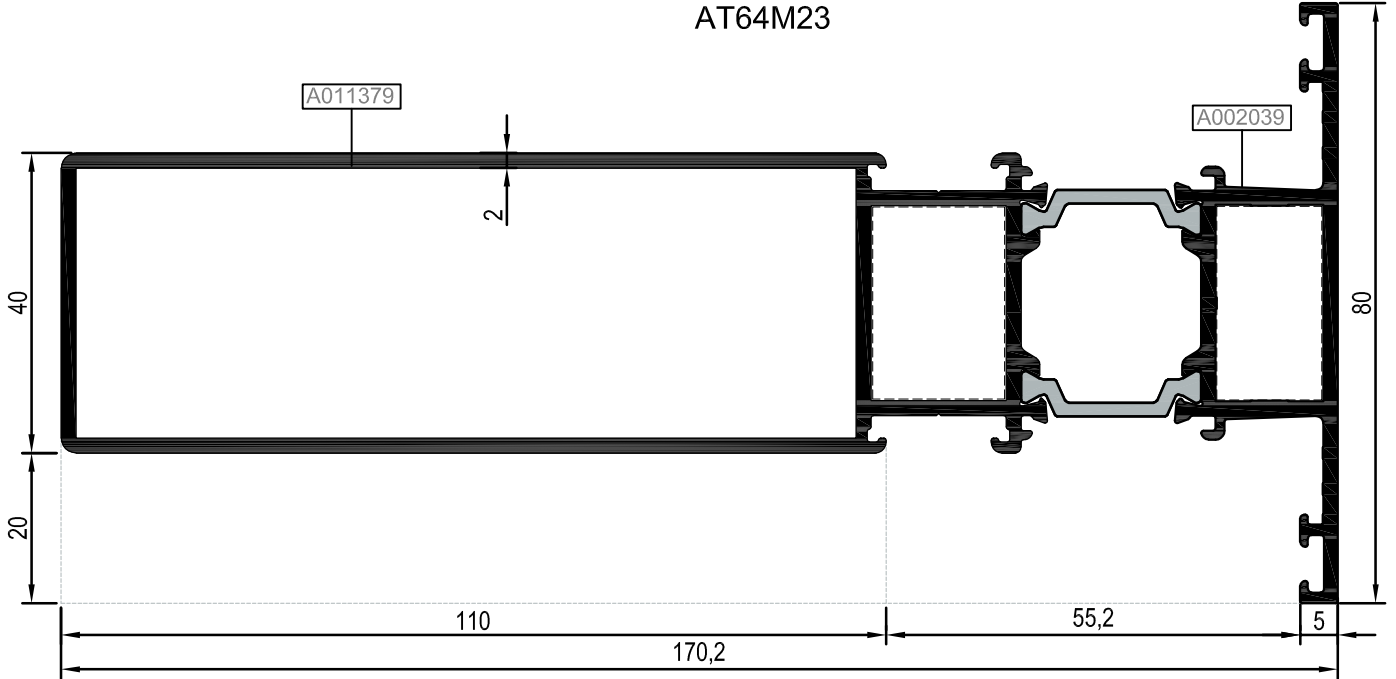
KOD / CODE	AĞIRLIK (kg/m) / WEIGHT	Jxx cm ⁴	Jyy cm ⁴	L m
AT64M11	4,380	455,957	44,590	6
AT64M23	3,136	261,231	33,986	6



AT64M11

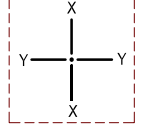


AT64M23

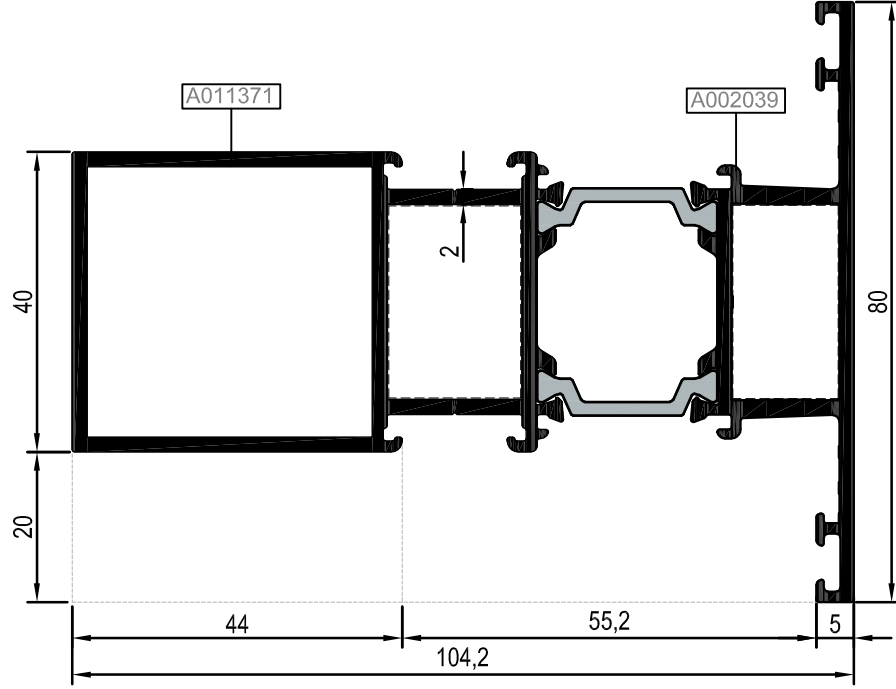


Nr		L m	KESİM ÖLÇÜSÜ CUTTING SIZE	AKS. KODU ACS. CODE
AT64M11 (Kasa ve orta kayıt içinde kullanılır)	A002039	25 J 40 (A011871)	25,5 mm	135 J 40
	A010650	25 J 04 (A010567)	25,5 mm	135 J 04
AT64M23 (Kasa ve orta kayıt içinde kullanılır)	A011379	25 J 04 (A010567)	25,5 mm	135 J 04
	A002039	25 J 40 (A011871)	25,5 mm	135 J 40

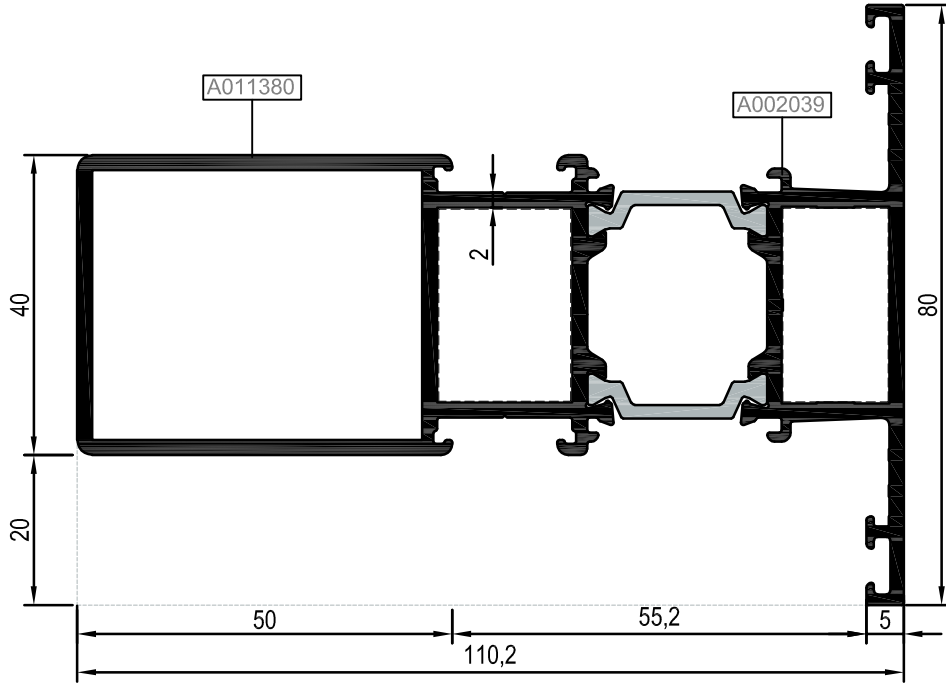
KOD / CODE	AĞIRLIK (kg/m) / WEIGHT	Jxx cm ⁴	Jyy cm ⁴	L m
AT64M20	2,425	77,837	24,511	6
AT64M22	2,486	88,072	25,314	6



AT64M20



AT64M22

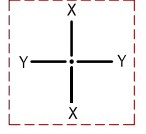


Nr		L m	KESİM ÖLÇÜSÜ CUTTING SIZE	AKS. KODU ACS. CODE
AT64M20 (Kasa ve orta kayıt içinse kullanılsa)	A011371	25 J 04 (A010567)	25.5 mm	135 J 04
	A002039	25 J 40 (A011871)	25.5 mm	135 J 40
AT64M22 (Kasa ve orta kayıt içinse kullanılsa)	A011380	25 J 04 (A010567)	25.5 mm	135 J 04
	A002039	25 J 40 (A011871)	25.5 mm	135 J 40

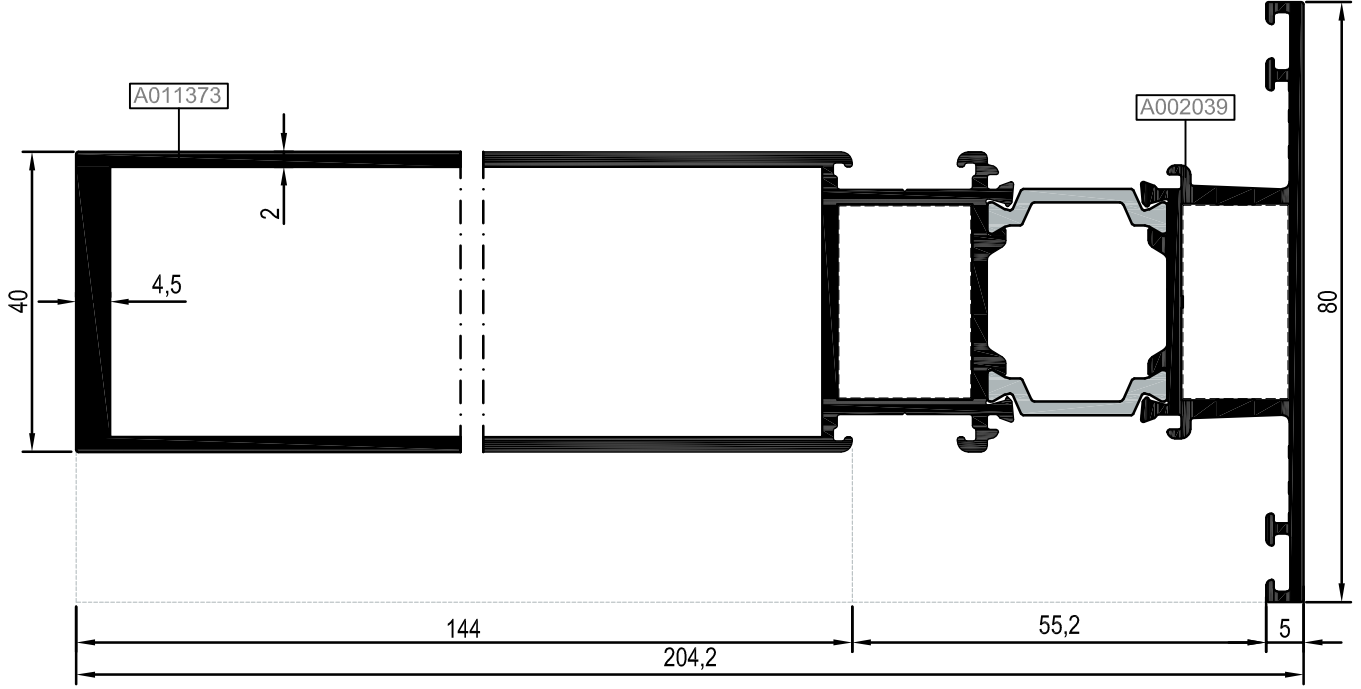
TAKVİYELİ ORTA KAYIT PROFİLLERİ
MULLION PROFILES

RWT64

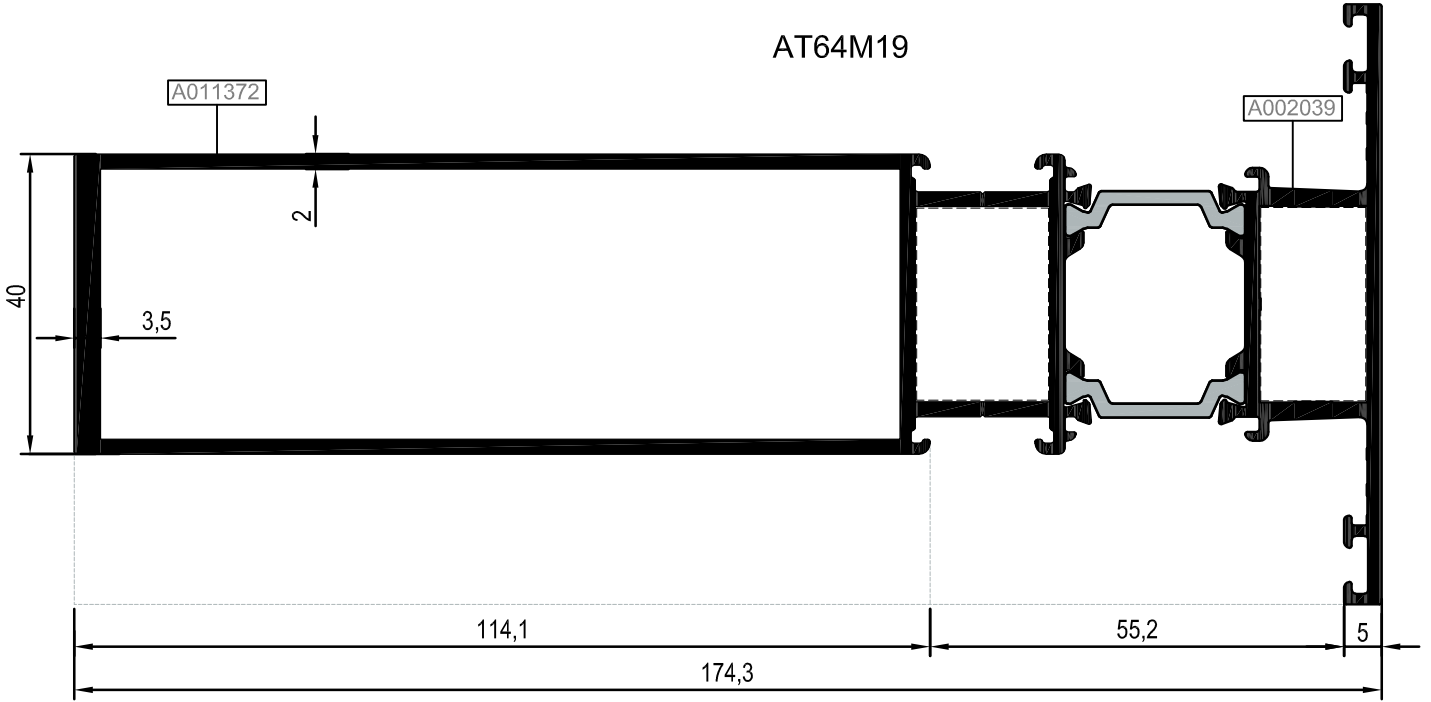
KOD / CODE	AĞIRLIK (kg/m) / WEIGHT	Jxx cm4	Jyy cm4	L m
AT64M21	3,753	507,286	39,936	6
AT64M19	3,332	316,760	38,060	6



AT64M21

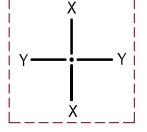


AT64M19

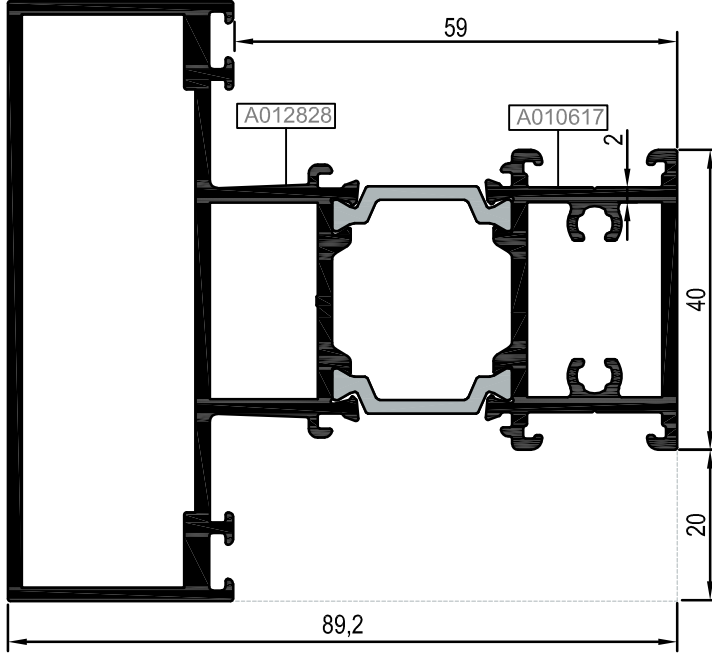


Nr		L m	KESİM ÖLÇÜSÜ CUTTING SIZE	AKS. KODU ACS. CODE
AT64M21 (Kasa ve orta kayıt içinse kullanılsın)	A011373	25 J 04 (A010567)	25.5 mm	135 J 04
	A002039	25 J 40 (A011871)	25.5 mm	135 J 40
AT64M19 (Kasa ve orta kayıt içinse kullanılsın)	A011372	25 J 04 (A010567)	25.5 mm	135 J 04
	A002039	25 J 40 (A011871)	25.5 mm	135 J 40

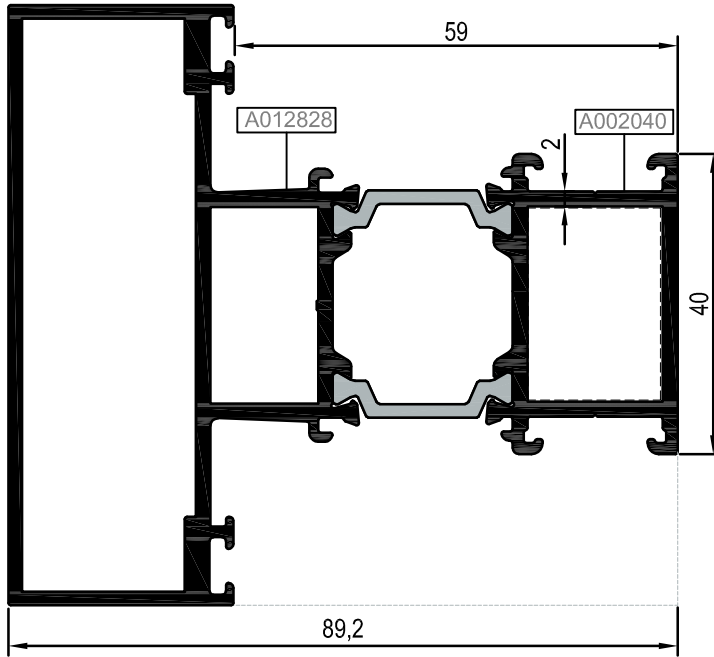
KOD / CODE	AĞIRLIK (kg/m) / WEIGHT	Jxx cm4	Jyy cm4	L m
AT64M26	2,583	59,729	43,395	6
AT64M34	2,489	53,670	41,5024	6





AT64M26



AT64M34

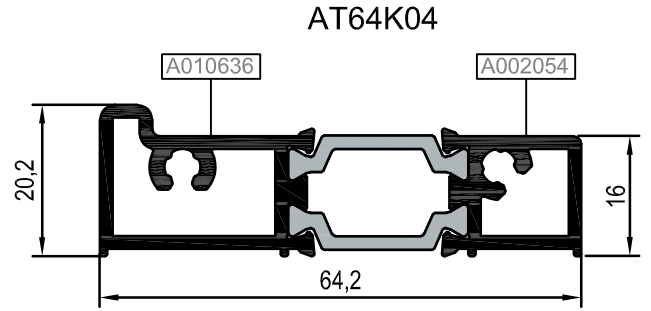
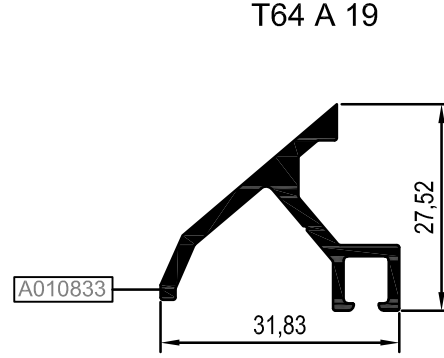
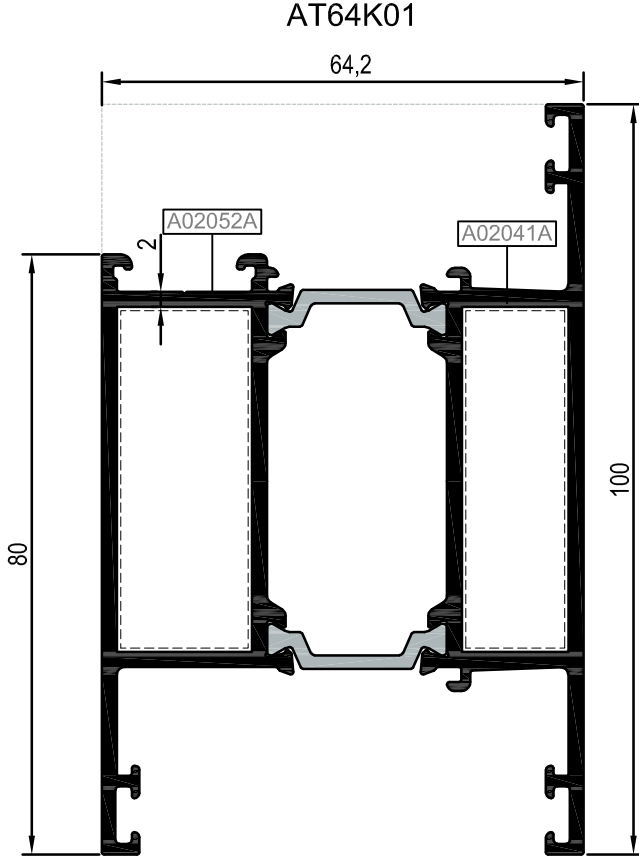
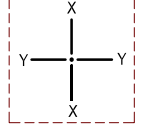


Nr	 L m	KESİM ÖLÇÜSÜ CUTTING SIZE	 AKS. KODU ACS. CODE
AT64M26 (Kasa ve orta kayıt içinde kullanılır)	A010617	-	-
	A012828	25 J 40 (A011871)	135 J 40
AT64M34 (Kasa ve orta kayıt içinde kullanılır)	A002040	25 J 04 (A010567)	135 J 04
	A012828	25 J 40 (A011871)	135 J 40

ETEK VE EŞİK PROFİLLERİ
KICK PLATE AND THRESHOLD PROFILES

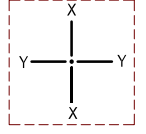
RWT64

KOD / CODE	AĞIRLIK (kg/m) / WEIGHT	Jxx cm ⁴	Jyy cm ⁴	L m
AT64K01	2,351	36,462	50,167	6
AT64K04	1,099	---	---	6
T64 A 19	0,381	---	---	6

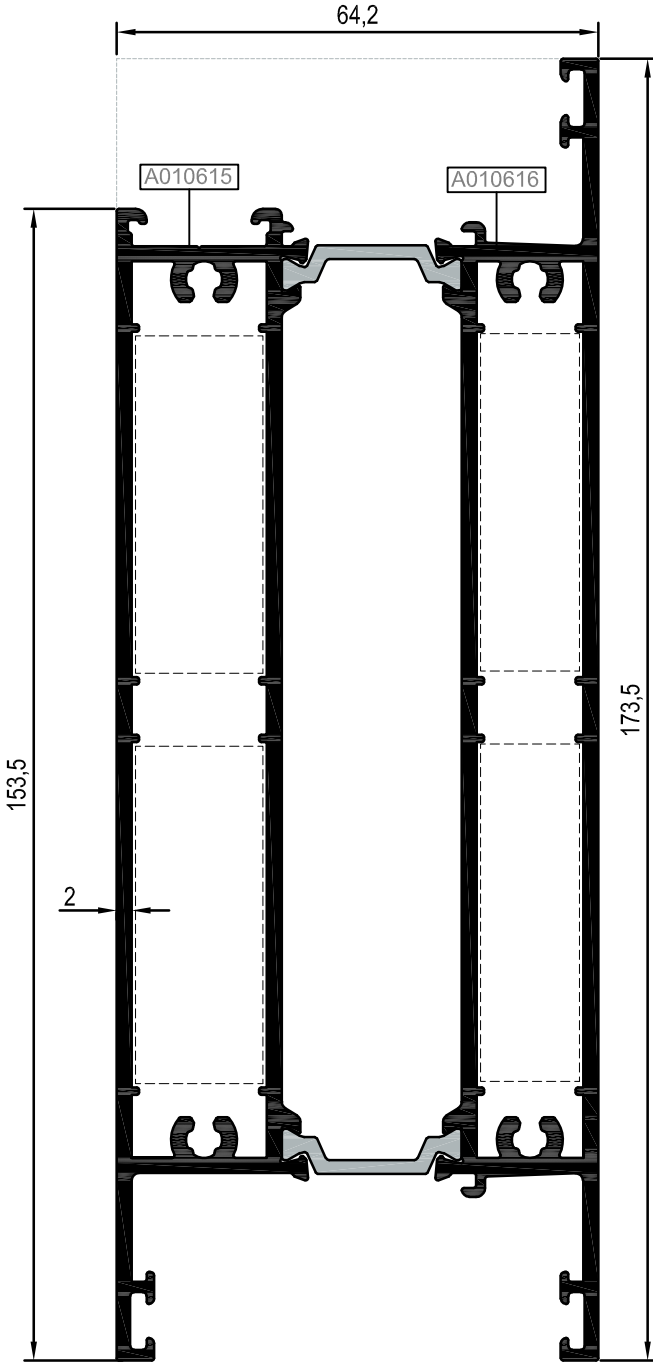


Nr		L m	KESİM ÖLÇÜSÜ CUTTING SIZE	AKS. KODU ACS. CODE
AT64K01 (Kasa ve orta kayıt içinde kullanılır)	A02041A	25 J 40 (A011871)	45,5 mm	136 J 40
	A02052A	25 J 04 (A010567)	45,5 mm	136 J 04
AT64K01 (Dışa açılım kanatlar içinde kullanılır)	A02041A	25 J 40 (A011871)	45,5 mm	136 J 40
	A02052A	25 J 04 (A010567)	45,5 mm	136 J 04
AT64K01 (İpe açılım kanatlar içinde kullanılır)	A002037	25 J 40 (A011871)	45,5 mm	136 J 40
	A002052	25 J 04 (A010567)	45,5 mm	136 J 04

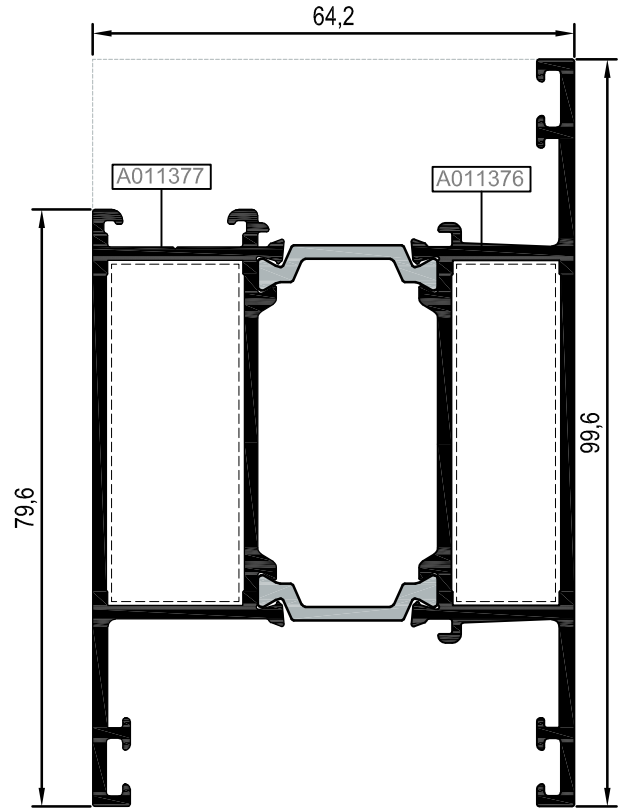
KOD / CODE	AĞIRLIK (kg/m) / WEIGHT	Jxx cm4	Jyy cm4	L m
AT64K05	4,259	65,886	351,835	6
AT64K06	2,216	34,421	47,998	6



AT64K05



AT64K06

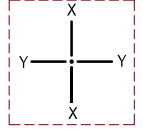


Nr		L m	KESİM ÖLÇÜSÜ CUTTING SIZE	AKS. KODU ACS. CODE
AT64K05 (Kasa ve orta kayıt içinde kullanırsa)	A010616	25 J 40 (A011871)	45,5 mm	136 J 40
	A010615	25 J 04 (A010567)	45,5 mm	136 J 04
AT64K05 (Dışa açılım kanalları içinde kullanırsa)	A010616	25 J 40 (A011871)	45,5 mm	136 J 40
	A010615	25 J 04 (A010567)	45,5 mm	136 J 04
AT64K05 (İçe açılım kanalları içinde kullanırsa)	A010616	25 J 40 (A011871)	45,5 mm	136 J 40
	A010615	25 J 04 (A010567)	45,5 mm	136 J 04
AT64K06 (Kasa ve orta kayıt içinde kullanırsa)	A011377	25 J 40 (A011871)	45,5 mm	136 J 40
	A011376	25 J 04 (A010567)	45,5 mm	136 J 04
AT64K06 (Dışa açılım kanalları içinde kullanırsa)	A011377	25 J 40 (A011871)	45,5 mm	136 J 40
	A011376	25 J 04 (A010567)	45,5 mm	136 J 04
AT64K06 (İçe açılım kanalları içinde kullanırsa)	A011377	25 J 40 (A011871)	45,5 mm	136 J 40
	A011376	25 J 04 (A010567)	45,5 mm	136 J 04

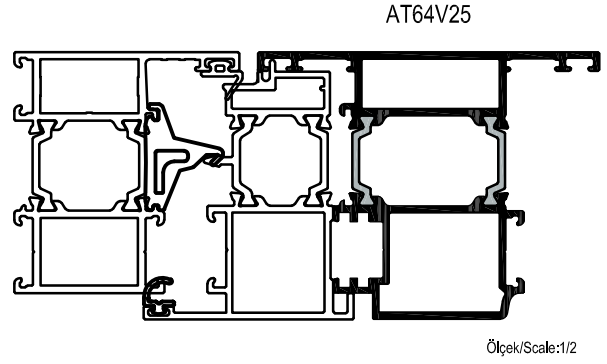
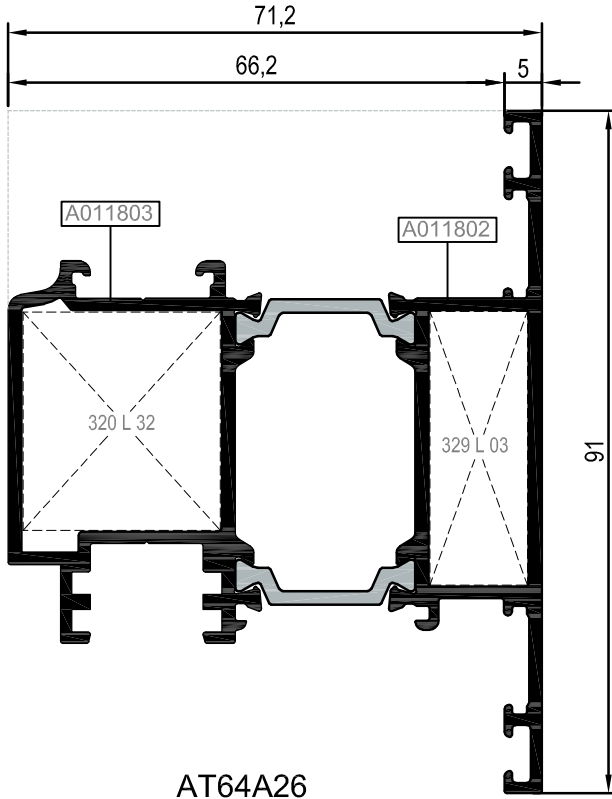
PİVOT KANAT VE ADAPTÖR PROFİLLERİ
VENT & ADAPTER PROFILES FOR PIVOT

RWT64

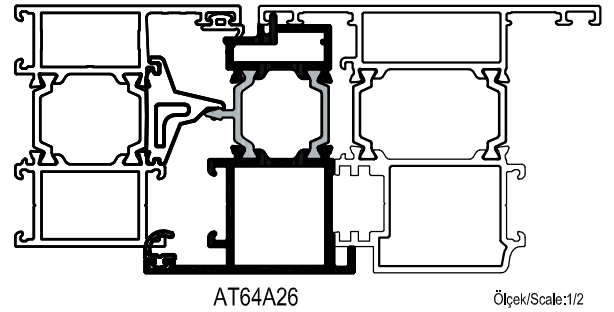
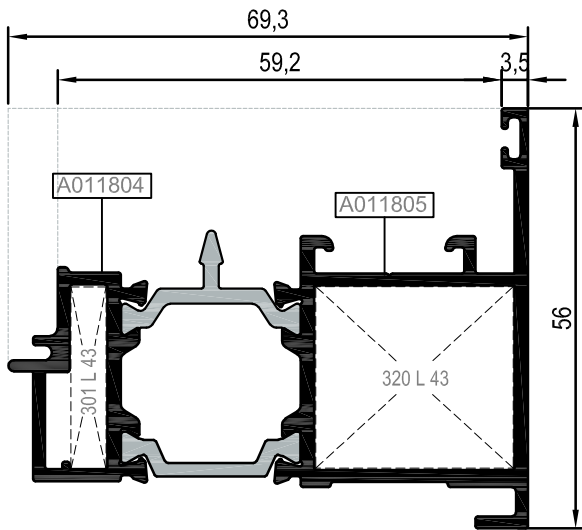
KOD / CODE	AĞIRLIK (kg/m) / WEIGHT	Jxx cm4	Jyy cm4	L m
AT64V25	1,985	27,259	32,267	6
AT64A26	1,448	---	---	6





AT64V25

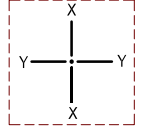


AT64A26

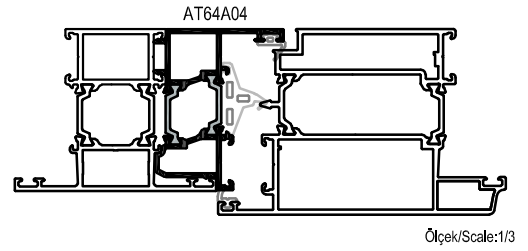
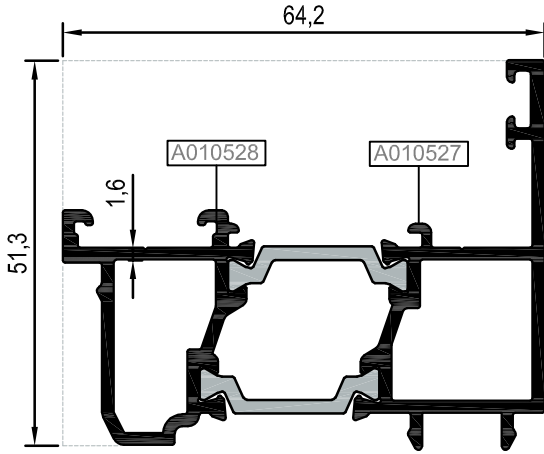


Nr		 L m	KESİM ÖLÇÜSÜ CUTTING SIZE	 AKS. KODU ACS. CODE
AT64V25	A011803	25 L 32 (A002430)	26,3 mm	320 L 32
	A011802	25 L 03 (A002021)	13,0 mm	329 L 03
AT64A26	A011804	25 L 43 (A010785)	4,7 mm	301 L 43
	A011805	25 L 43 (A010785)	26,3 mm	320 L 43

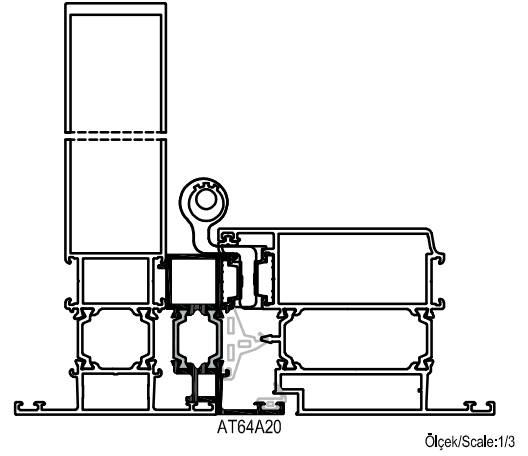
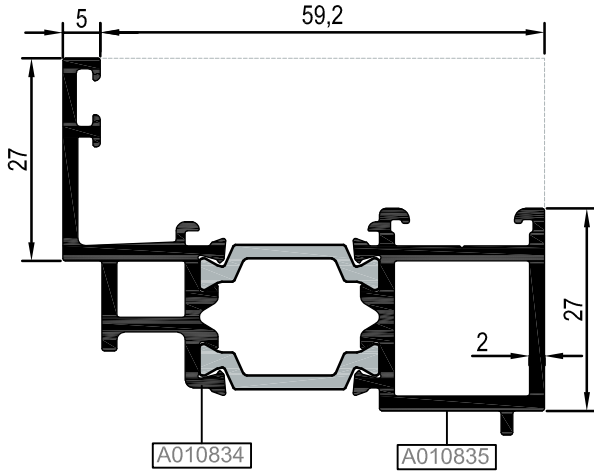
KOD / CODE	AĞIRLIK (kg/m) / WEIGHT	Jxx cm4	Jyy cm4	L m
AT64A04	1,269	---	---	6
AT64A20	1,308	---	---	6
T55 A 12	0,205	---	---	6
T55 A 13	0,220	---	---	6



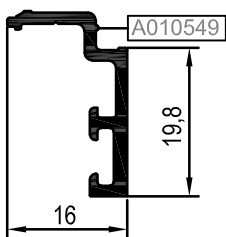
AT64A04



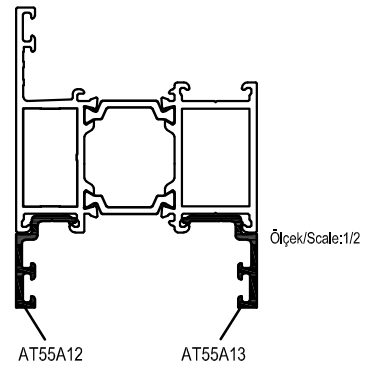
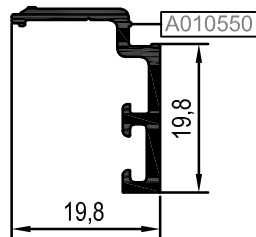
AT64A20



T55 A 12



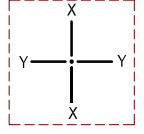
T55 A 13



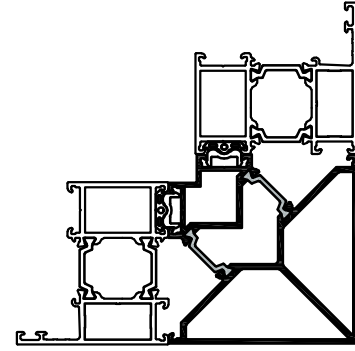
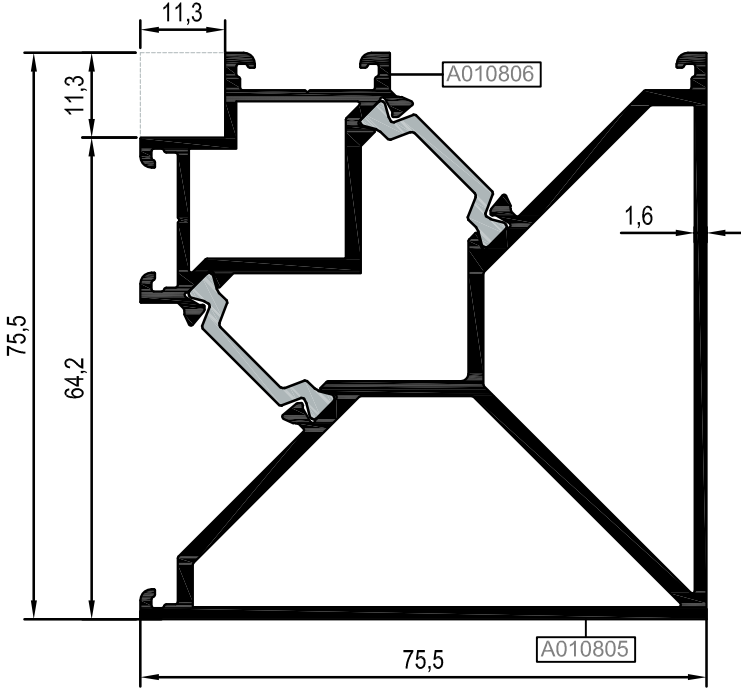
ADAPTÖR PROFİLLERİ
ADAPTER PROFILES

RWT64

KOD / CODE	AĞIRLIK (kg/m) / WEIGHT	Jxx cm ⁴	Jyy cm ⁴	L m
AT64A08	2,345	36,271	36,271	6
AT64A09	2,302	36,350	36,350	6
T55 A 10	0,099	---	---	6
T55 A 11	0,127	---	---	6



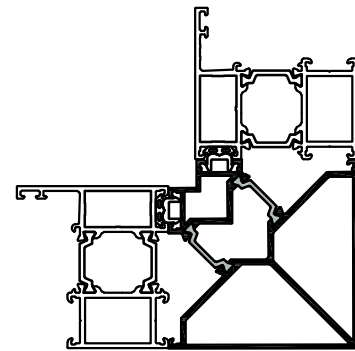
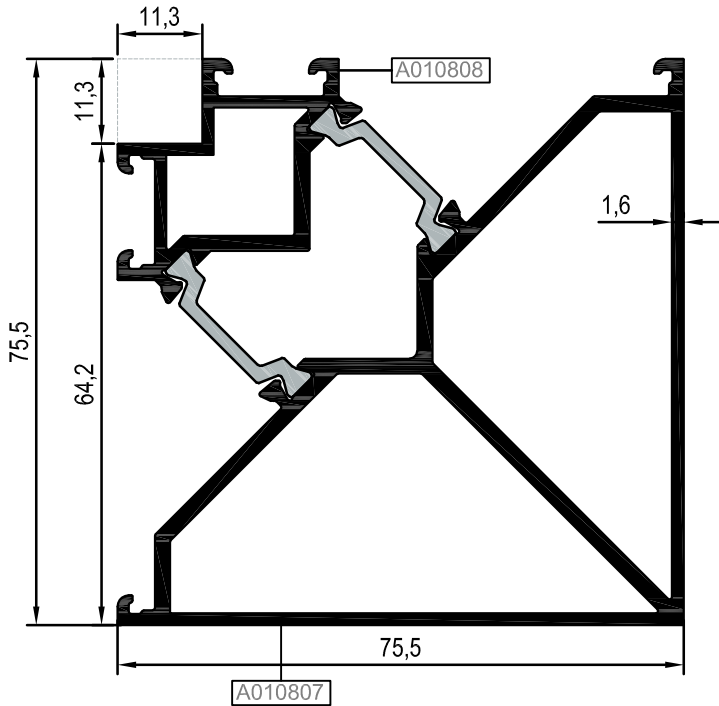
AT64A08



AT64A08

Ölçek/Scale:1/3

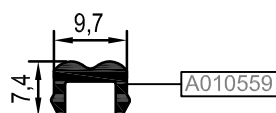
AT64A09



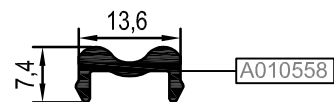
AT64A09

Ölçek/Scale:1/3

T55 A 10



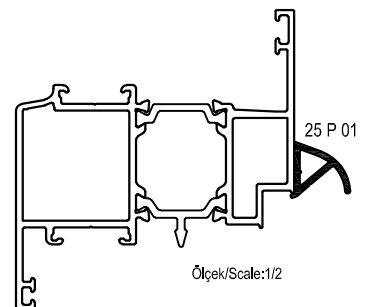
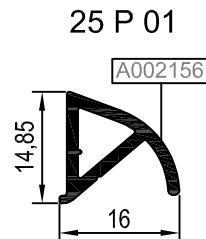
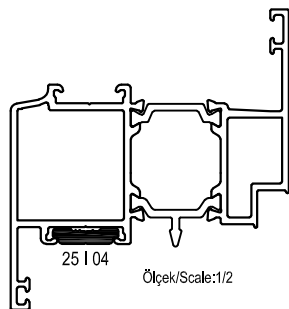
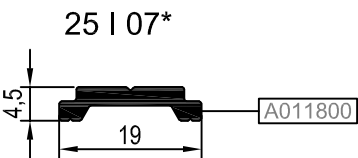
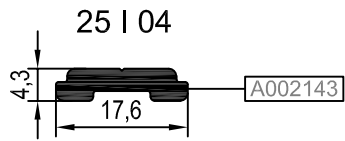
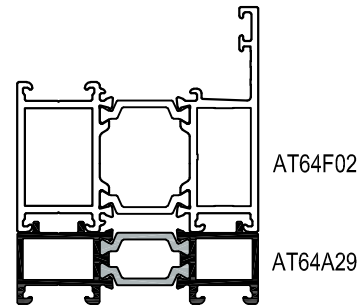
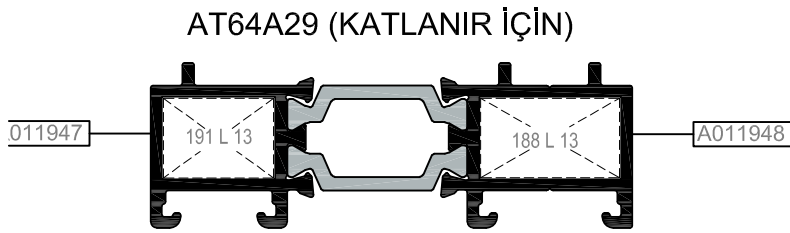
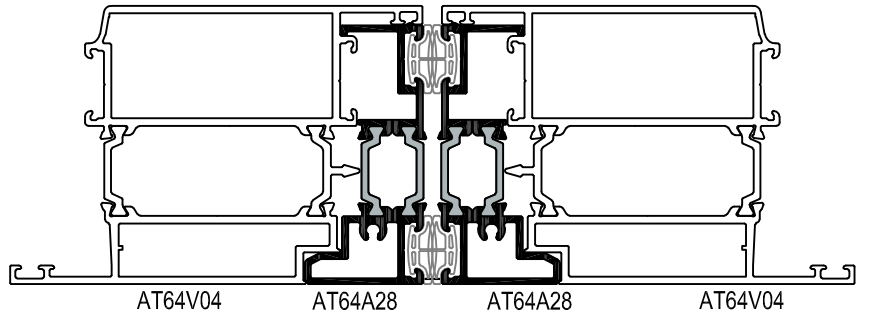
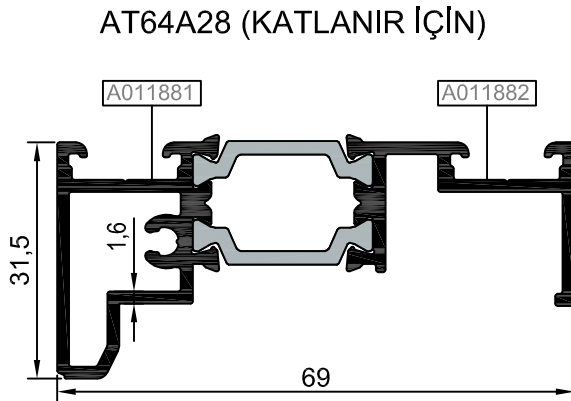
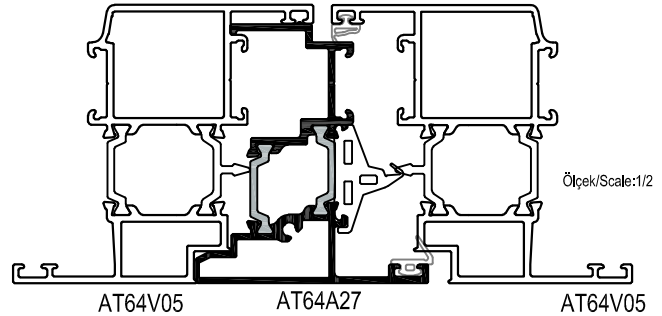
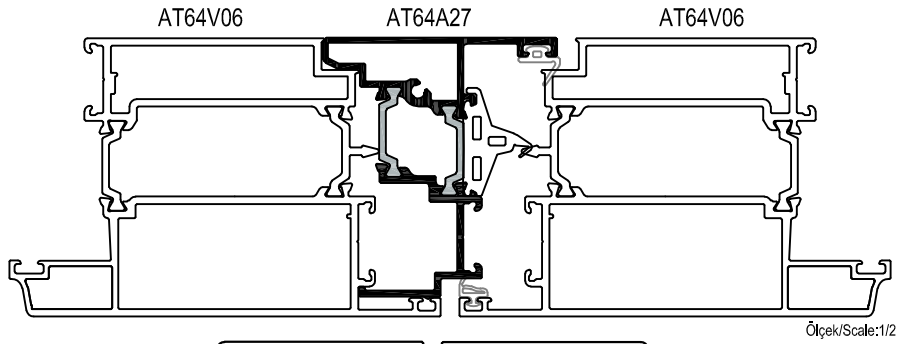
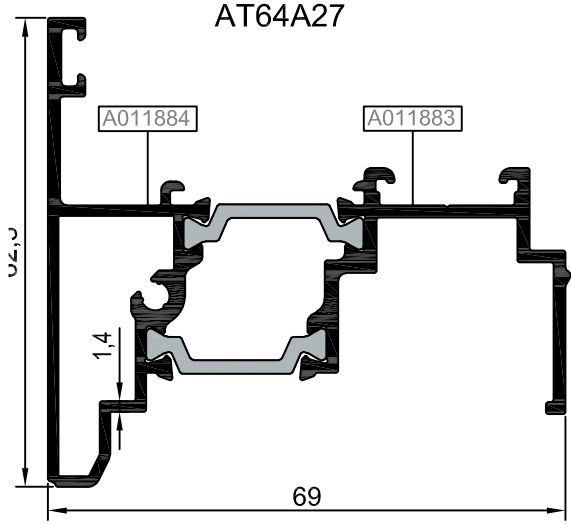
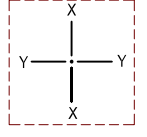
T55 A 11



ADAPTÖR VE TİJ PROFİLLERİ
ADAPTER AND SLIDING ROD PROFILES

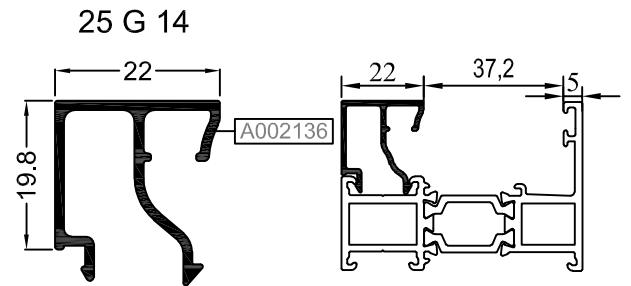
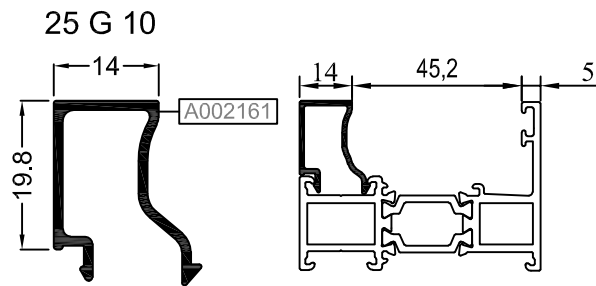
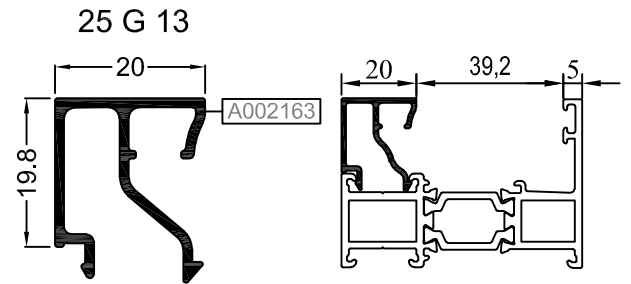
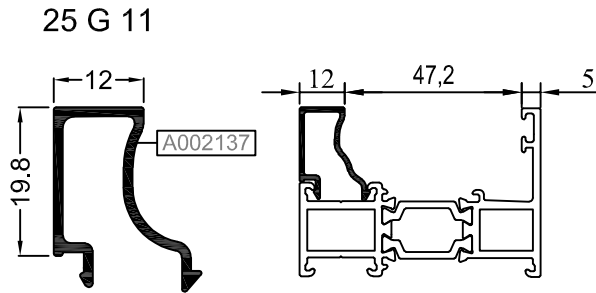
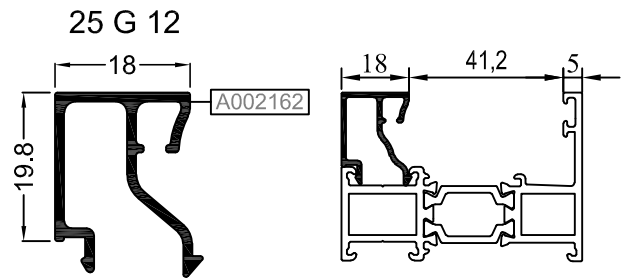
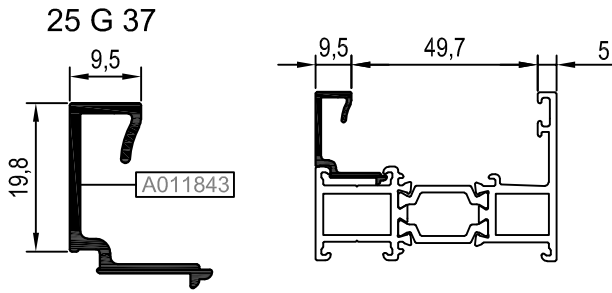
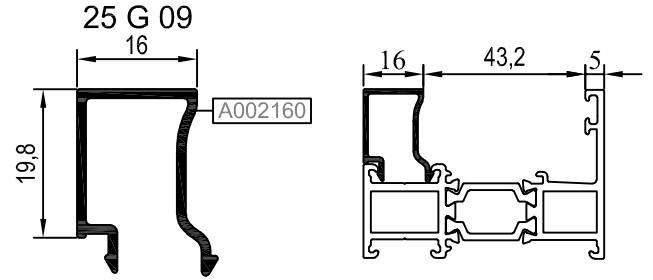
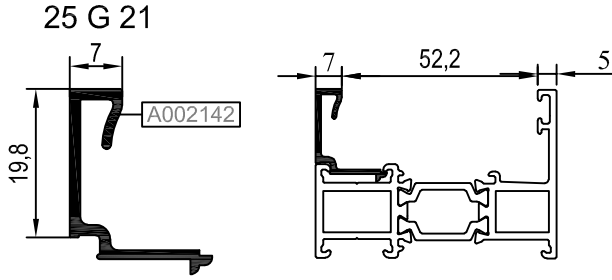
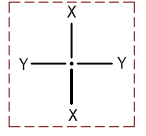
RWT64

KOD / CODE	AĞIRLIK (kg/m) / WEIGHT	L m	KOD / CODE	AĞIRLIK (kg/m) / WEIGHT	L m
AT64A27	1,298	6	25 P 01	0,185	6
AT64A28	1,087	6	25 I 04	0,153	6
AT64A29	0,948	6	25 I 07	0,143	6

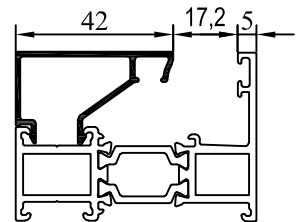
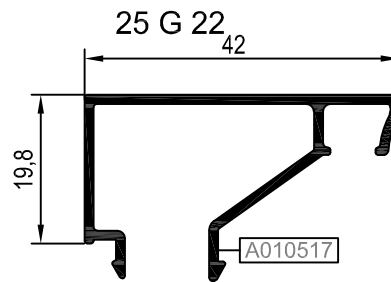
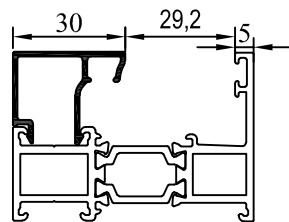
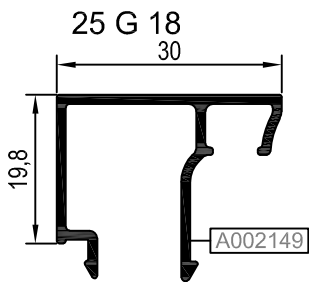
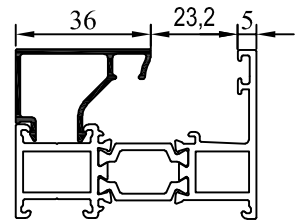
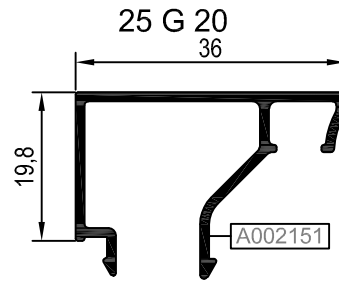
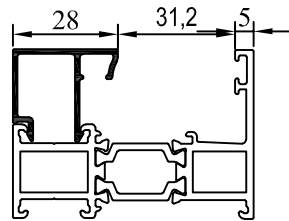
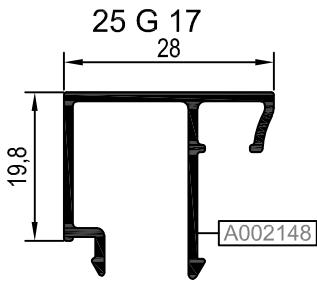
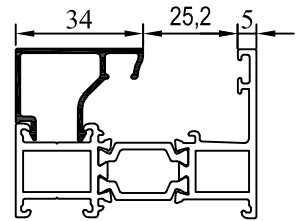
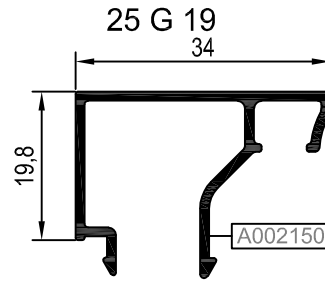
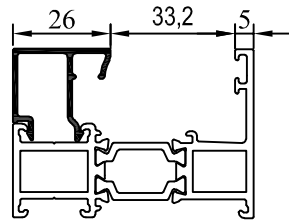
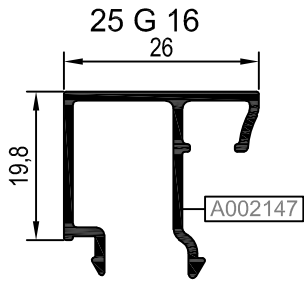
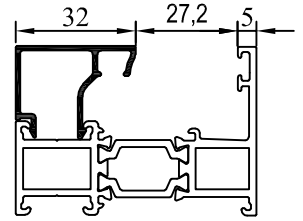
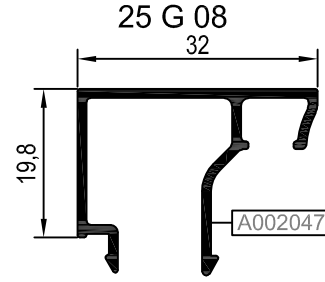
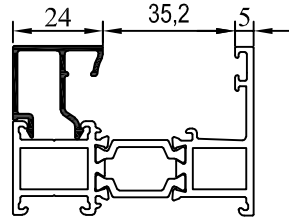
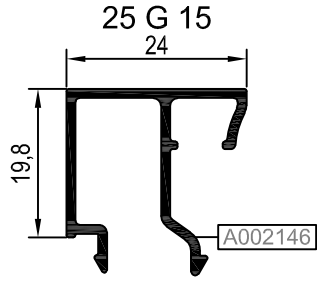
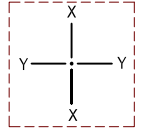


***Glesse kol ve kilitleme aksesuarları sadece 25 I 07 tij profili ile kullanılmalıdır.
Glesse handle and locking accessories should be used with only 25 I 07 rod profile

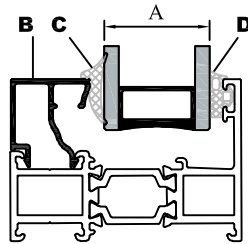
KOD / CODE	AĞIRLIK (kg/m) / WEIGHT	L m	KOD / CODE	AĞIRLIK (kg/m) / WEIGHT	L m
25 G 21	0,196	6	25 G 09	0,229	6
25 G 37	0,206	6	25 G 12	0,270	6
25 G 11	0,224	6	25 G 13	0,278	6
25 G 10	0,225	6	25 G 14	0,280	6



KOD / CODE	AĞIRLIK (kg/m) / WEIGHT	L m	KOD / CODE	AĞIRLIK (kg/m) / WEIGHT	L m
25 G 15	0,282	6	25 G 08	0,309	6
25 G 16	0,287	6	25 G 19	0,317	6
25 G 17	0,292	6	25 G 20	0,327	6
25 G 18	0,300	6	25 G 22	0,360	6



B, CAM ÇITASI GLAZING BEAD	C, İÇ CAM FİTLİ GLASS GASKET (IN)	A, CAM KALINLIĞI GLASS THICKNESS	D, DIŞ CAM FİTLİ GLASS GASKET (OUT)
25 G 22	01.17.04	9 mm	01.11.15
25 G 20	01.17.05	14 mm	01.11.15
25 G 20	01.17.04	15 mm	01.11.15
25 G 19	01.17.05	16 mm	01.11.15
25 G 19	01.17.04	17 mm	01.11.15
25 G 08	01.17.05	18 mm	01.11.15
25 G 08	01.17.04	19 mm	01.11.15
25 G 18	01.17.05	20 mm	01.11.15
25 G 18	01.17.04	21 mm	01.11.15
25 G 17	01.17.05	22 mm	01.11.15
25 G 17	01.17.04	23 mm	01.11.15
25 G 16	01.17.05	24 mm	01.11.15
25 G 16	01.17.04	25 mm	01.11.15
25 G 15	01.17.05	26 mm	01.11.15
25 G 15	01.17.04	27 mm	01.11.15
25 G 14	01.17.05	28 mm	01.11.15
25 G 14	01.17.04	29 mm	01.11.15
25 G 13	01.17.05	30 mm	01.11.15
25 G 13	01.17.04	31 mm	01.11.15
25 G 12	01.17.05	32 mm	01.11.15
25 G 12	01.17.04	33 mm	01.11.15
25 G 09	01.17.05	34 mm	01.11.15
25 G 09	01.17.04	35 mm	01.11.15
25 G 10	01.17.05	36 mm	01.11.15
25 G 10	01.17.04	37 mm	01.11.15
25 G 11	01.17.05	38 mm	01.11.15
25 G 11	01.17.04	39 mm	01.11.15
25 G 11	01.17.03	40 mm	01.11.15
25 G 37	01.17.05	41 mm	01.11.15
25 G 37	01.17.04	42 mm	01.11.15
25 G 21	01.17.05	43 mm	01.11.15
25 G 21	01.17.04	44 mm	01.11.15





KÖŞE TAKOZLARI VE ORTA KAYIT BAĞLANTI PROFİLLERİ CORNER CLEATS AND MULLION CONNECTION PROFILES

RWT64

PROFİL KODU (PROFILE CODE)	25 L 03	25 L 04	25 L 13	25 L 16
FABRİKA KODU(FACTORY CODE)	A002021	A002211	A002058	A002061
AĞIRLIK (WEIGHT)	4,315 kg/m	7,711 kg/m	3,561 kg/m	3,554 kg/m
ÇİZİM (DRAWING)				
PROFİL KODU (PROFILE CODE)	25 L 25	25 L 26	25 L 29	25 L 30
FABRİKA KODU(FACTORY CODE)	A010539	A010540	A010543	A010544
AĞIRLIK (WEIGHT)	8,394 kg/m	4,870 kg/m	3,582 kg/m	13,748 kg/m
ÇİZİM (DRAWING)				
PROFİL KODU (PROFILE CODE)	25 L 31	25 L 32	25 L 35	25 L 38
FABRİKA KODU(FACTORY CODE)	A010545	A002430	A010076	A002074
AĞIRLIK (WEIGHT)	10,169 kg/m	3,702 kg/m	4,192 kg/m	4,854 kg/m
ÇİZİM (DRAWING)				
PROFİL KODU (PROFILE CODE)	25 L 51	25 L 52	25 L 67	25 L 68
FABRİKA KODU(FACTORY CODE)	A010887	A010888	A011006	A011005
AĞIRLIK (WEIGHT)	4,409 kg/m	4,377 kg/m	3,258 kg/m	7,318 kg/m
ÇİZİM (DRAWING)				
PROFİL KODU (PROFILE CODE)	25 J 04	25 J 40		
FABRİKA KODU(FACTORY CODE)	A010567	A011871		
AĞIRLIK (WEIGHT)	0,797 kg/m	0,714 kg/m		
ÇİZİM (DRAWING)				



KÖŞE TAKOZLARI(CORNER CLEATS)

Nr		KESİM ÖLÇÜSÜ CUTTING SIZE	AKS.KODU ACS. CODE	
AT64F01	A002038	25 L 13 (A002058)	17,7 mm	120 L 13
	A002043	25 L 13 (A002058)	13,9 mm	119 L 13
AT64F02	A002040	25 L 16 (A002061)	17,7 mm	120 L 16
	A010552	25 L 16 (A002061)	13,9 mm	119 L 16
AT64F03	A02042A	25 L 26 (A010540)	17,7 mm	120 L 26
	A010553	25 L 26 (A010540)	13,9 mm	119 L 26
AT64F04	A010822	25 L 13 (A002058)	18,4 mm	188 L 13
	A010823	25 L 13 (A002058)	14,7 mm	191 L 13
AT64F05	A010839	25 L 16 (A002061)	17,7 mm	120 L 16
	A010552	25 L 16 (A002061)	13,9 mm	119 L 16
AT64F07	A010850	25 L 16 (A002061)	18,4 mm	188 L 16
	A010952	25 L 16 (A002061)	14,7 mm	191 L 16
AT64F10	A002040	25 L 16 (A002061)	17,7 mm	120 L 16
	A011401	25 L 16 (A002061)	13,9 mm	119 L 16
AT64F12	A011292	25 L 16 (A002061)	13,9 mm	119 L 16
	A011291	25 L 16 (A002061)	13,9 mm	119 L 16
AT64V04	A010522	25 L 25 (A010539)	27,7 mm	108 L 25
	A010521	25 L 30 (A010544)	5,7 mm	129 L 30
AT64V05	A010518	25 L 32 (A002430)	28,1 mm	126 L 32
	A010519	25 L 29 (A010543)	6,1 mm	127 L 29
AT64V06	A010523	25 L 31 (A010545)	23,9 mm	130 L 31
	A010524	25 L 31 (A010545)	5,7 mm	129 L 31
AT64V07	A010824	25 L 38 (A002074)	28,5 mm	121 L 38
	A010825	25 L 35 (A010076)	6,4 mm	168 L 35
AT64V10	A010777	25 L 25 (A010539)	27,7 mm	108 L 25
	A010521	25 L 30 (A010544)	5,7 mm	129 L 30
AT64V11	A010852	25 L 32 (A002430)	28,1 mm	126 L 32
	A010853	25 L 29 (A010543)	6,0 mm	100 L 29
AT64V13	A010931	25 L 67 (A011006)	28,1 mm	126 L 67
	A010853	25 L 29 (A010543)	6,0 mm	100 L 29
AT64V14	A010981	25 L 68 (A011005)	28,1 mm	126 L 68
	A010982	25 L 04 (A002211)	5,8 mm	167 L 04



Nr		KESİM ÖLÇÜSÜ CUTTING SIZE	AKS.KODU ACS. CODE	
AT64V15	A010984	25 L 25 (A010539)	5,8 mm	167 L 25
	A010983	25 L 68 (A011005)	24,3 mm	235 L 68
AT64V16	A010985	25 L 52 (A010888)	28,1 mm	126 L 52
	A010986	25 L 03 (A002021)	6,0 mm	100 L 03
AT64V19	A011375	25 L 31 (A010545)	6,0 mm	100 L 31
	A011374	25 L 31 (A010545)	24,2 mm	299 L 31
AT64V20	A011403	25 L 32 (A002430)	27,5 mm	176 L 32
	A011404	25 L 29 (A010543)	5,5 mm	238 L 29
AT64V21	A011462	25 L 51 (A010887)	27,5 mm	176 L 51
	A011463	25 L 35 (A010076)	5,5 mm	238 L 35
AT64V22	A011724	25 L 32 (A002430)	28,1 mm	126 L 32
	A011725	25 L 29 (A010543)	6,1 mm	127 L 29
AT64V24	A011770	25 L 52 (A010888)	28,1 mm	126 L 52
	A011771	25 L 03 (A002021)	5,7 mm	129 L 03
AT64V25	A011803	25 L 32 (A002430)	26,3 mm	320 L 32
	A011802	25 L 03 (A002021)	13,0 mm	329 L 03
AT64M01	A002037	25 L 13 (A002058)	13,9 mm	119 L 13
	A002038	25 L 13 (A002058)	17,7 mm	120 L 13
AT64M02	A002039	25 L 16 (A002061)	13,9 mm	119 L 16
	A002040	25 L 16 (A002061)	17,7 mm	120 L 16
AT64M03	A02041A	25 L 26 (A010540)	13,9 mm	119 L 26
	A02042A	25 L 26 (A010540)	17,7mm	120 L 26
AT64M12	A010822	25 L 13 (A002058)	18,4 mm	188 L 13
	A010826	25 L 13 (A002058)	14,7 mm	191 L 13
AT64M13	A010850	25 L 16 (A002061)	18,4 mm	188 L 16
	A010851	25 L 16 (A002061)	14,7 mm	191 L 16
AT64A26	A011804	25 L 43 (A010785)	4,7 mm	301 L 43
	A011805	25 L 43 (A010785)	26,3 mm	320 L 43
AT64A29	A011948	25 L 13 (A002058)	14,7 mm	191 L 13
	A011947	25 L 13 (A002058)	18,4 mm	188 L 13

ORTA KAYIT BAĞLANTI (MULLION CONNECTION PIECE)



Kasa ve Orta Kayıt İçinde Kullanılırsa (Use in frame and mullion)

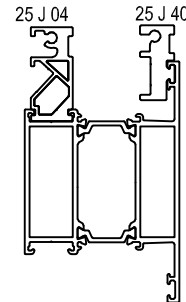
Nr	 L m	KESİM ÖLÇÜSÜ CUTTING SIZE	 AKS. KODU ACS. CODE
AT64M01	A002037	25 J 40 (A011871)	10,5 mm 102 J 40
	A002038	25 J 04 (A010567)	10,5 mm 102 J 04
AT64M02	A002039	25 J 40 (A011871)	25,5 mm 135 J 40
	A002040	25 J 04 (A010567)	25,5 mm 135 J 04
AT64M03	A02041A	25 J 40 (A011871)	45,5 mm 136 J 40
	A02042A	25 J 04 (A010567)	45,5 mm 136 J 04
AT64M04	A010525	25 J 40 (A011871)	80,5 mm 137 J 40
	A010526	25 J 04 (A010567)	80,5 mm 137 J 04
AT64M05	A002073	25 J 40 (A011871)	25,5 mm 135 J 40
	A002040	25 J 04 (A010567)	25,5 mm 135 J 04
AT64M10	A002037	25 J 40 (A011871)	10,5 mm 102 J 40
	A010649	25 J 04 (A010567)	10,5 mm 102 J 04
AT64M11	A002039	25 J 40 (A011871)	25,5 mm 135 J 40
	A010650	25 J 04 (A010567)	25,5 mm 135 J 04
AT64M12	A010822	25 J 04 (A010567)	10,7 mm 103 J 04
	A010826	25 J 40 (A011871)	10,7 mm 103 J 40
AT64M13	A010851	25 J 40 (A011871)	25,5 mm 135 J 40
	A010850	25 J 04 (A010567)	25,5 mm 135 J 04
AT64M18	A011195	25 J 40 (A011871)	25,5 mm 135 J 40
	A002040	25 J 04 (A010567)	25,5 mm 135 J 04
AT64M19	A011372	25 J 04 (A010567)	25,5 mm 135 J 04
	A002039	25 J 40 (A011871)	25,5 mm 135 J 40
AT64M20	A011371	25 J 04 (A010567)	25,5 mm 135 J 04
	A002039	25 J 40 (A011871)	25,5 mm 135 J 40
AT64M21	A011373	25 J 04 (A010567)	25,5 mm 135 J 04
	A002039	25 J 40 (A011871)	25,5 mm 135 J 40
AT64M22	A011380	25 J 04 (A010567)	25,5 mm 135 J 04
	A002039	25 J 40 (A011871)	25,5 mm 135 J 40
AT64M23	A011379	25 J 04 (A010567)	25,5 mm 135 J 04
	A002039	25 J 40 (A011871)	25,5 mm 135 J 40
AT64M26	A010617	-	-
	A012828	25 J 40 (A011871)	25,5 mm 135 J 40
AT64M34	A002040	25 J 04 (A010567)	25,5 mm 135 J 04
	A012828	25 J 40 (A011871)	25,5 mm 135 J 40
AT64K01	A02041A	25 J 40 (A011871)	45,5 mm 136 J 40
	A02052A	25 J 04 (A010567)	45,5 mm 136 J 04
AT64K05	A010616	25 J 40 (A011871)	45,5 mm 136 J 40
	A010615	25 J 04 (A010567)	45,5 mm 136 J 04
AT64K06	A011376	25 J 40 (A011871)	45,5 mm 136 J 40
	A011377	25 J 04 (A010567)	45,5 mm 136 J 04

Kanat Profili İçinde Kullanılırsa (Use in Vent Profile)

Nr	 L m	KESİM ÖLÇÜSÜ CUTTING SIZE	 AKS. KODU ACS. CODE
AT64M01	A002037	25 J 40 (A011871)	10,5 mm 102 J 40
	A002038	25 J 04 (A010567)	10,5 mm 102 J 04
AT64M02	A002039	25 J 40 (A011871)	25,5 mm 135 J 40
	A002040	25 J 04 (A010567)	25,5 mm 135 J 04
AT64M03	A02041A	25 J 40 (A011871)	45,5 mm 136 J 40
	A02042A	25 J 04 (A010567)	45,5 mm 136 J 04
AT64M04	A010525	25 J 40 (A011871)	80,5 mm 137 J 40
	A010526	25 J 04 (A010567)	80,5 mm 137 J 04
AT64M13	A010851	25 J 40 (A011871)	25,5 mm 135 J 40
	A010850	25 J 04 (A010567)	25,5 mm 135 J 04
AT64K01	A002037	25 J 40 (A011871)	45,5 mm 136 J 40
	A02052A	25 J 04 (A010567)	45,5 mm 136 J 04
AT64K05	A010616	25 J 40 (A011871)	45,5 mm 136 J 40
	A010615	25 J 04 (A010567)	45,5 mm 136 J 04
AT64K06	A011376	25 J 40 (A011871)	45,5 mm 136 J 40
	A011377	25 J 04 (A010567)	45,5 mm 136 J 04

Dışa Açılım Kanat Profili İçinde Kullanılırsa (Use in Outside Opening Vent Profile)

Nr	 L m	KESİM ÖLÇÜSÜ CUTTING SIZE	 AKS. KODU ACS. CODE
AT64M01	A002037	25 J 40 (A011871)	10,5 mm 102 J 40
	A002038	25 J 04 (A010567)	10,5 mm 102 J 04
AT64M02	A002039	25 J 40 (A011871)	25,5 mm 135 J 40
	A002040	25 J 04 (A010567)	25,5 mm 135 J 04
AT64M03	A02041A	25 J 40 (A011871)	45,5 mm 136 J 40
	A02042A	25 J 04 (A010567)	45,5 mm 136 J 04
AT64M04	A010525	25 J 40 (A011871)	80,5 mm 137 J 40
	A010526	25 J 04 (A010567)	80,5 mm 137 J 04
AT64K01	A02041A	25 J 40 (A011871)	45,5 mm 136 J 40
	A02052A	25 J 04 (A010567)	45,5 mm 136 J 04
AT64K05	A010616	25 J 40 (A011871)	45,5 mm 136 J 40
	A010615	25 J 04 (A010567)	45,5 mm 136 J 04
AT64K06	A011377	25 J 40 (A011871)	45,5 mm 136 J 40
	A011376	25 J 04 (A010567)	45,5 mm 136 J 04



STOKTA BULUNAN SİSTEM PROFİLLERİNİN LİSTESİ (LIST OF SYSTEM PROFILES IN STOCK)

Nr			MIN. SİPARİŞ MİKTARI MIN. ORDER QUANTITY
AT64F02	A002040	75 kg	150 kg
	A010552	75 kg	
AT64F07	A010850	75 kg	150 kg
	A010952	75 kg	
AT64V04	A010522	75 kg	150 kg
	A010521	75 kg	
AT64V05	A010518	75 kg	150 kg
	A010519	75 kg	
AT64V06	A010524	75 kg	150 kg
	A010523	75 kg	
AT64V13	A010931	75 kg	150 kg
	A010853	75 kg	
AT64M02	A002040	75 kg	150 kg
	A002039	75 kg	
AT64M13	A010850	75 kg	150 kg
	A010851	75 kg	
AT64A27	A011883	75 kg	150 kg
	A011884	75 kg	

* STOKTA BULUNMAYAN TÜM PROFİLLER İÇİN MİNİMUM SİPARİŞ MİKTARI 300 KG'DIR.

MINIMUM ORDER QUANTITY FOR ALL THE PROFILES THAT ARE NOT IN STOCK IS 300 KG.

MİMARİ KATALOG

ARCHITECTURAL CATALOGUE

Alüminyum Kapı Pencere ve Giydirme Cephe Sistemleri
Aluminium Window Doors and Facade Systems



Rescara Sistem Detayları
Rescara System Details

RWT64

DETAYLAR

DETAILS

01

02

03

04

05

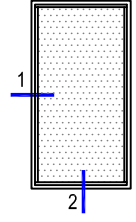
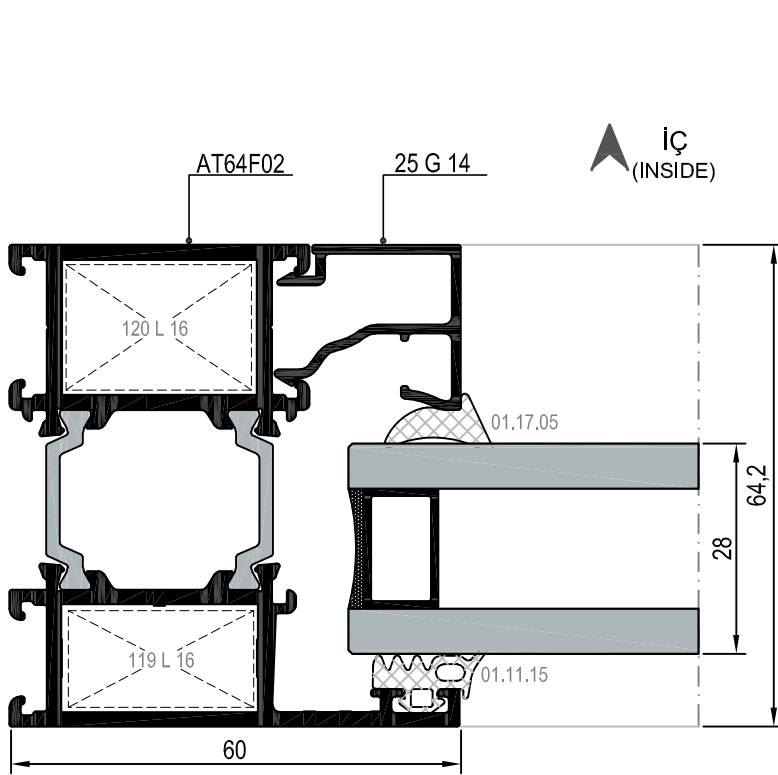
06

07

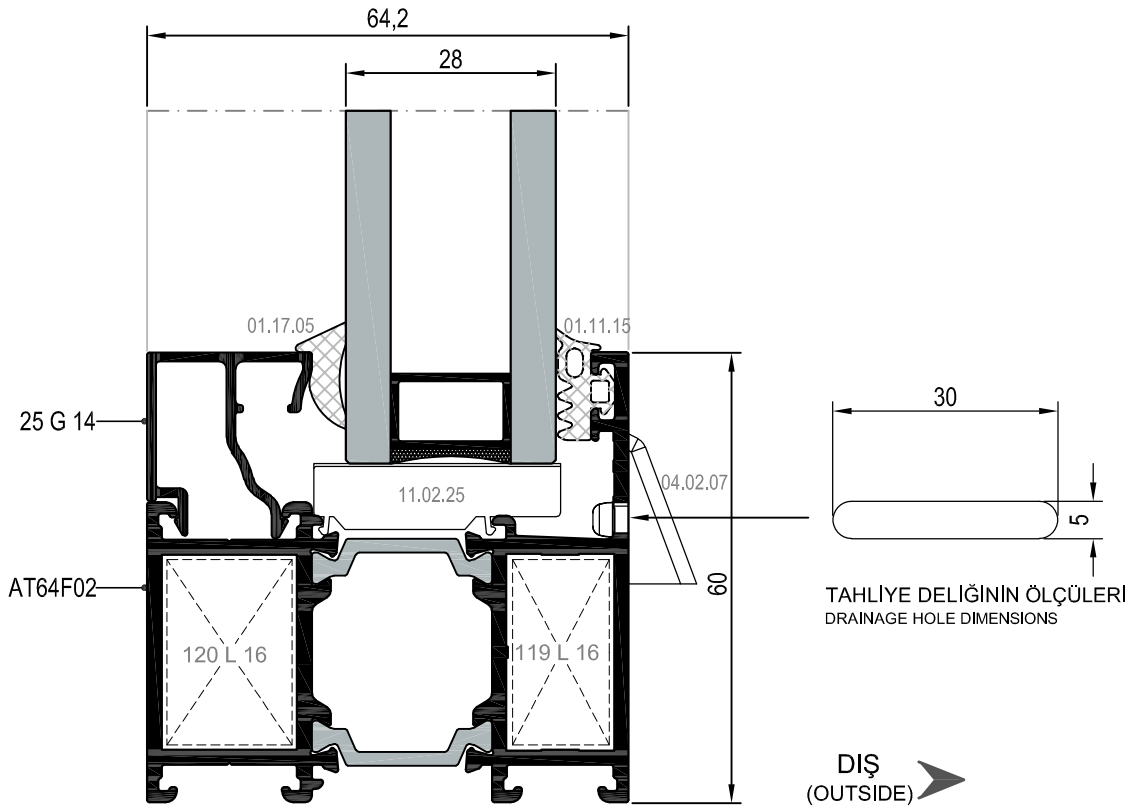
08

09

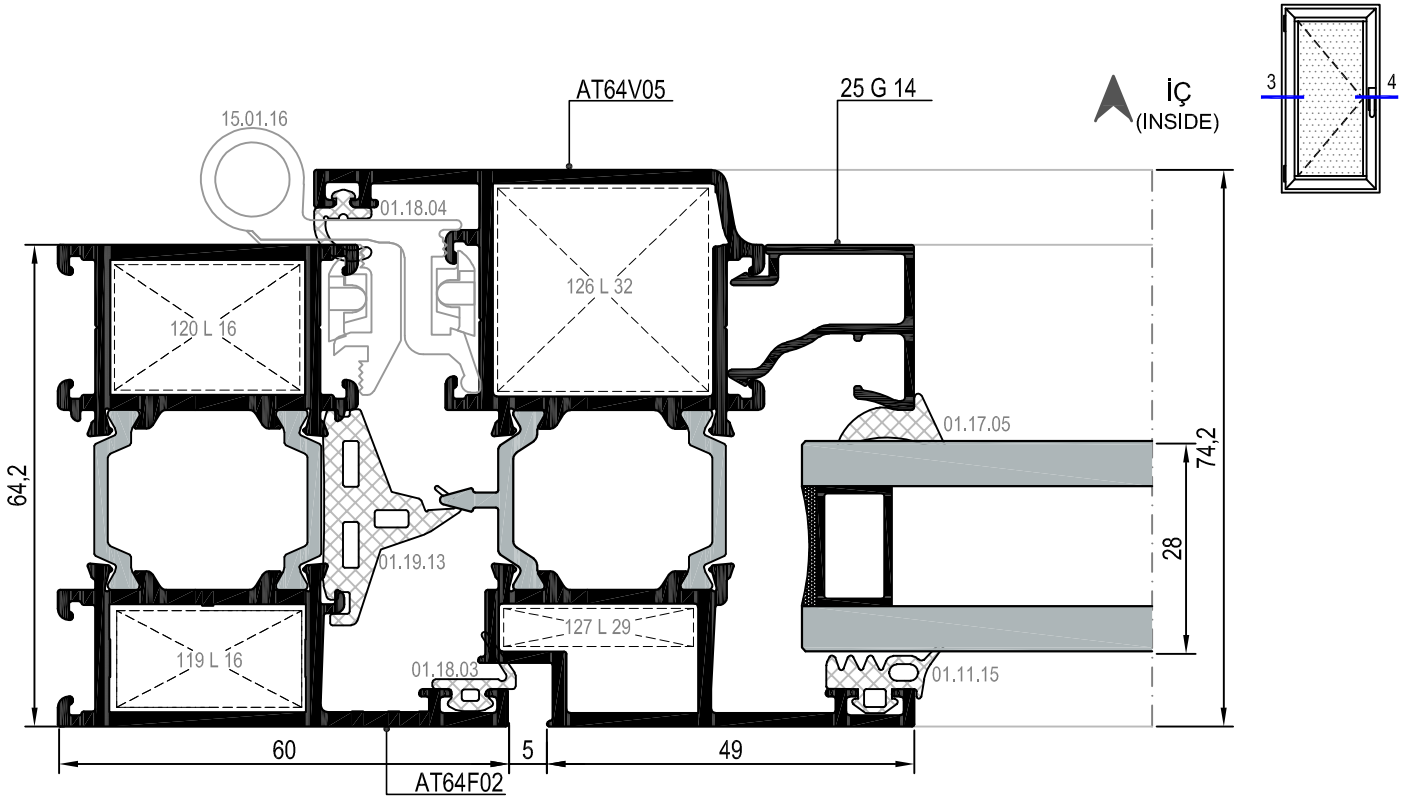
10



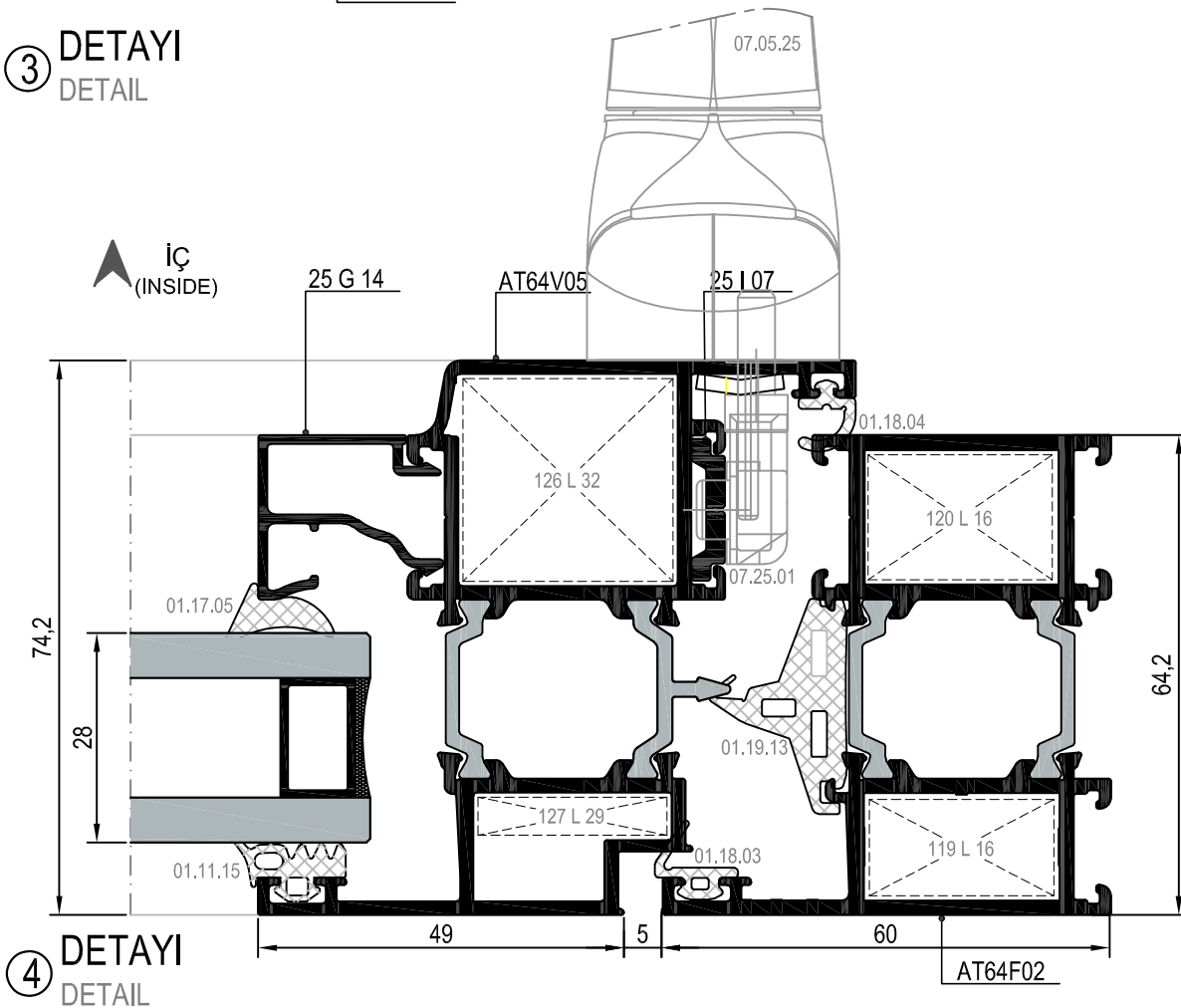
① DETAYI
DETAIL

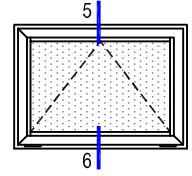
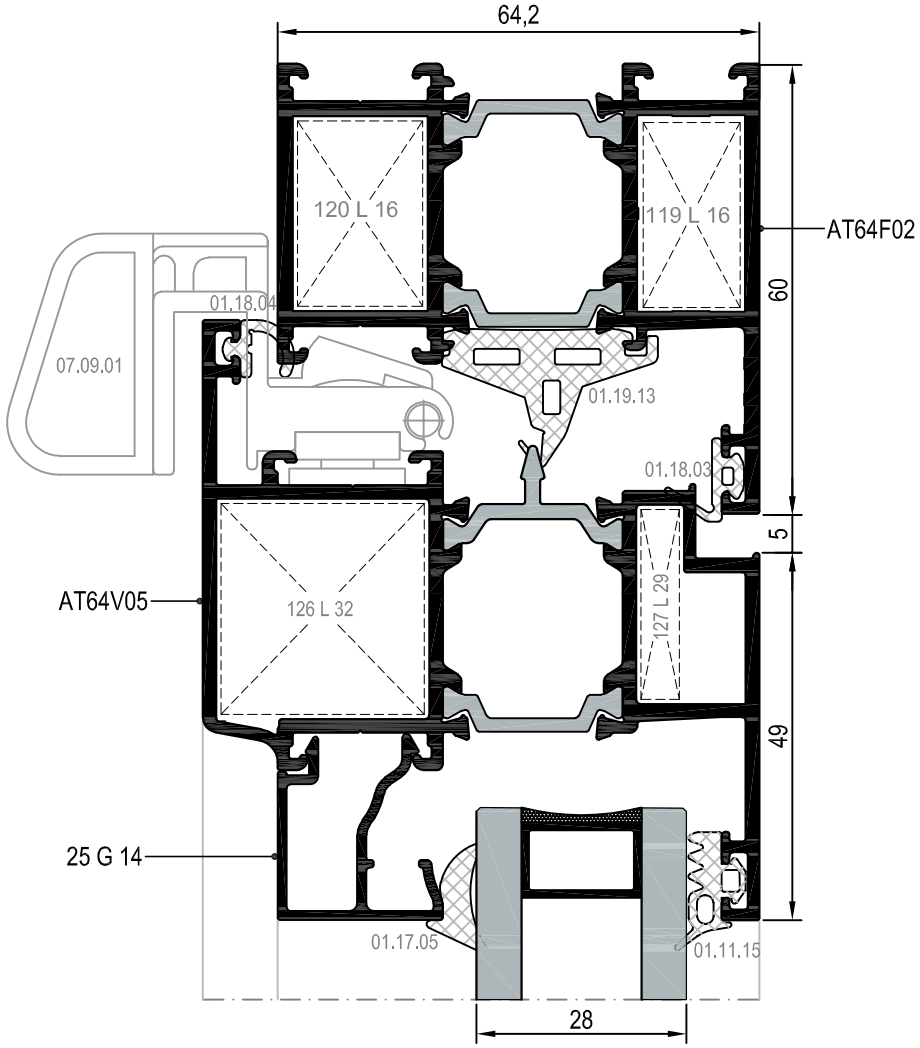


② DETAYI
DETAIL

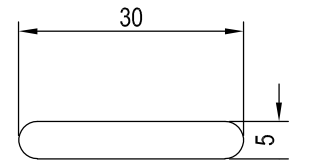
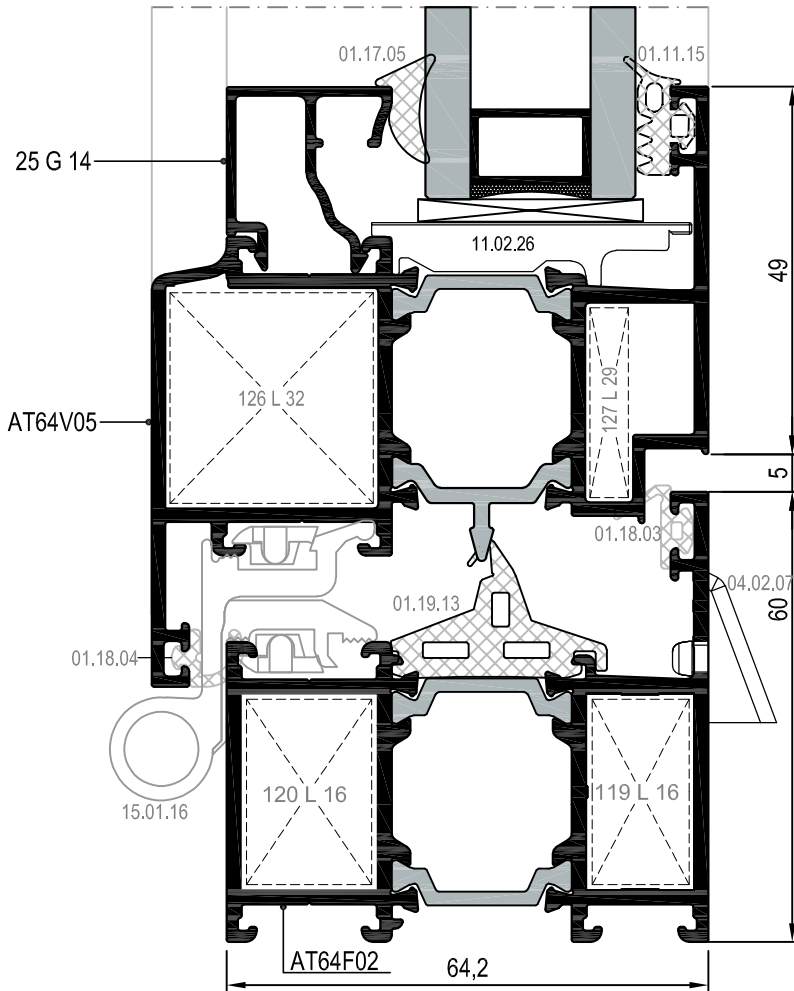


③ DETAYI
DETAIL





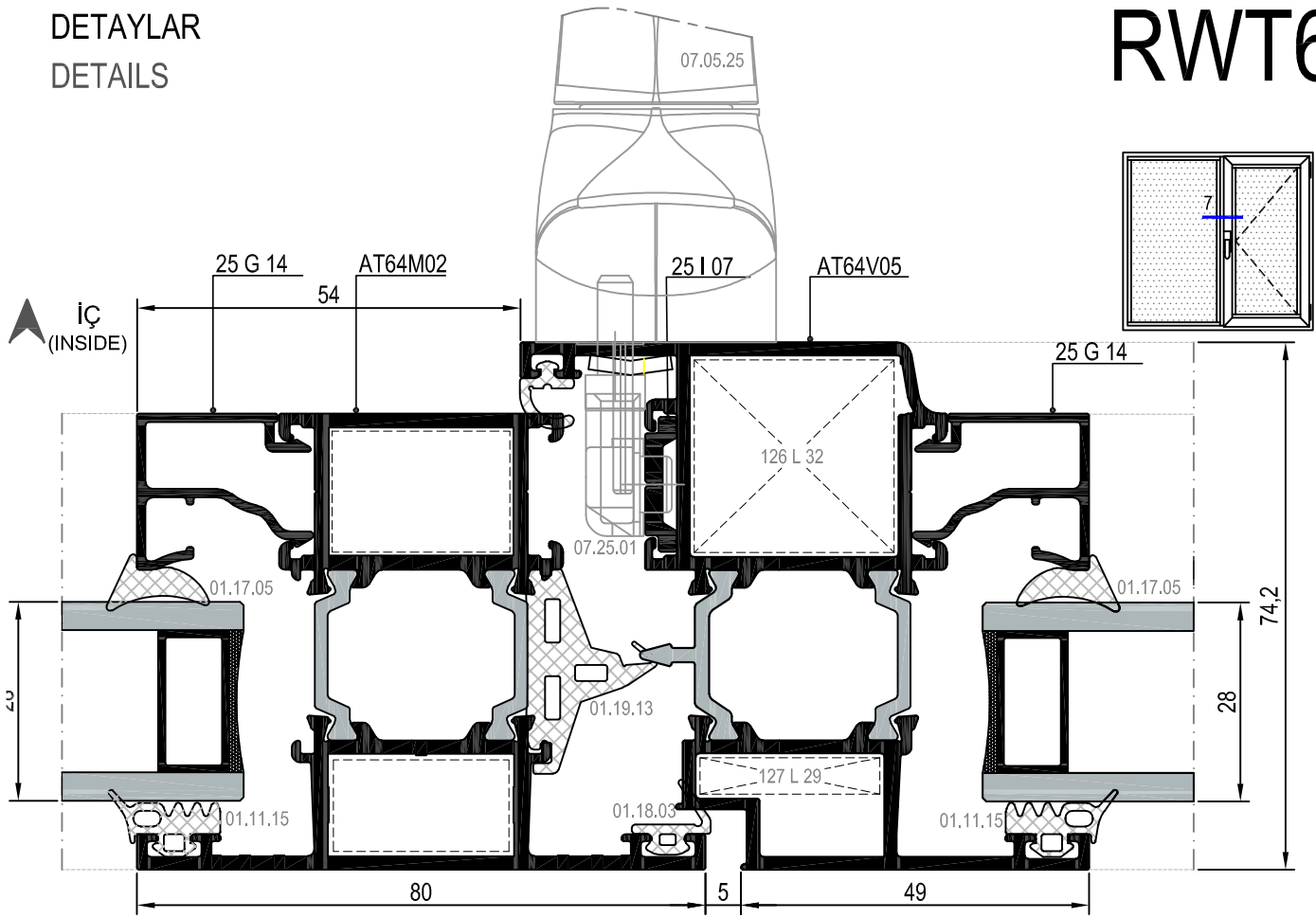
⑤ DETAYI
DETAIL



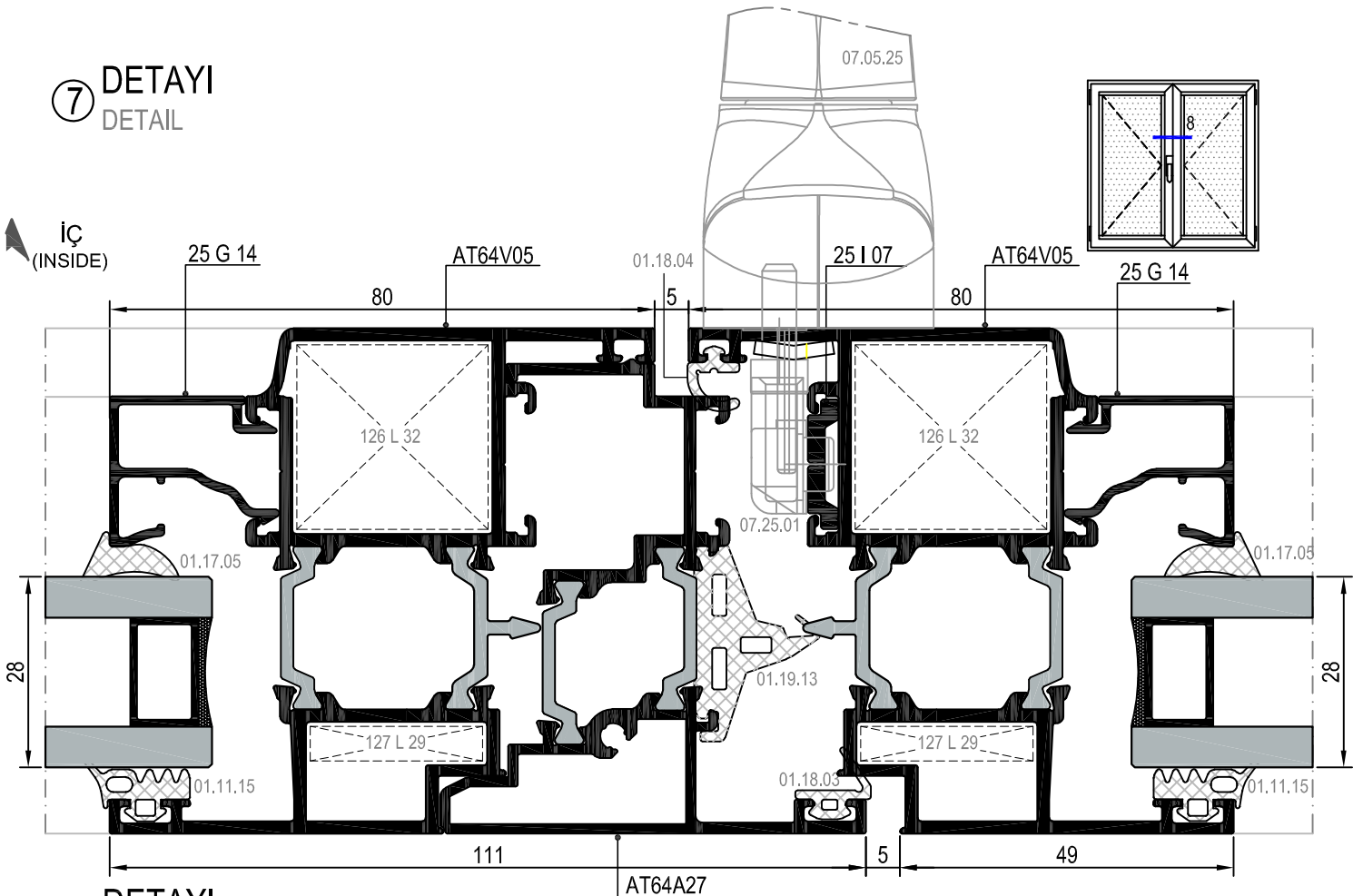
TAHLİYE DELİĞİNİN ÖLÇÜLERİ
DRAINAGE HOLE DIMENSIONS

⑥ DETAYI
DETAIL

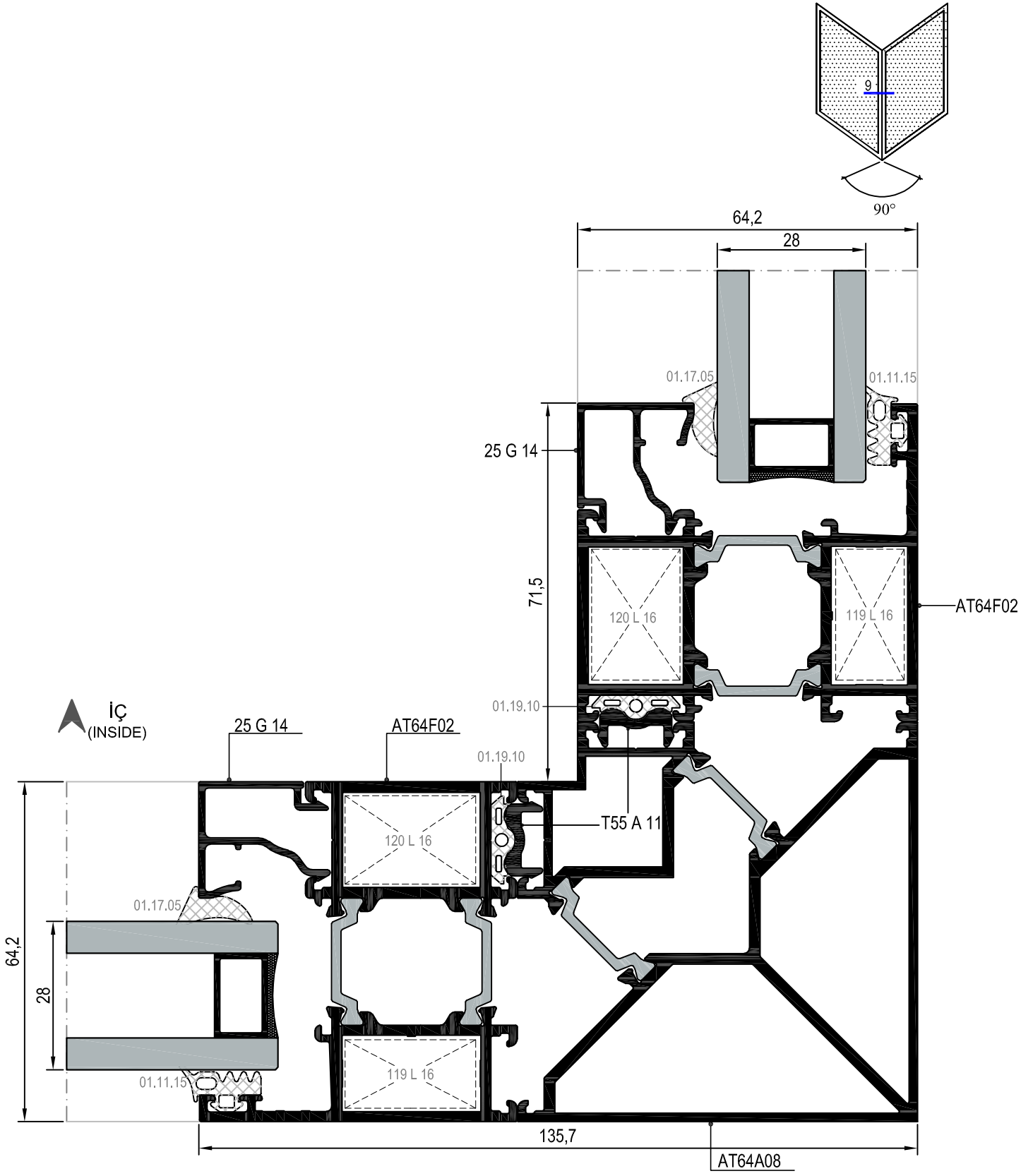
DIŞ
(OUTSIDE) ➔

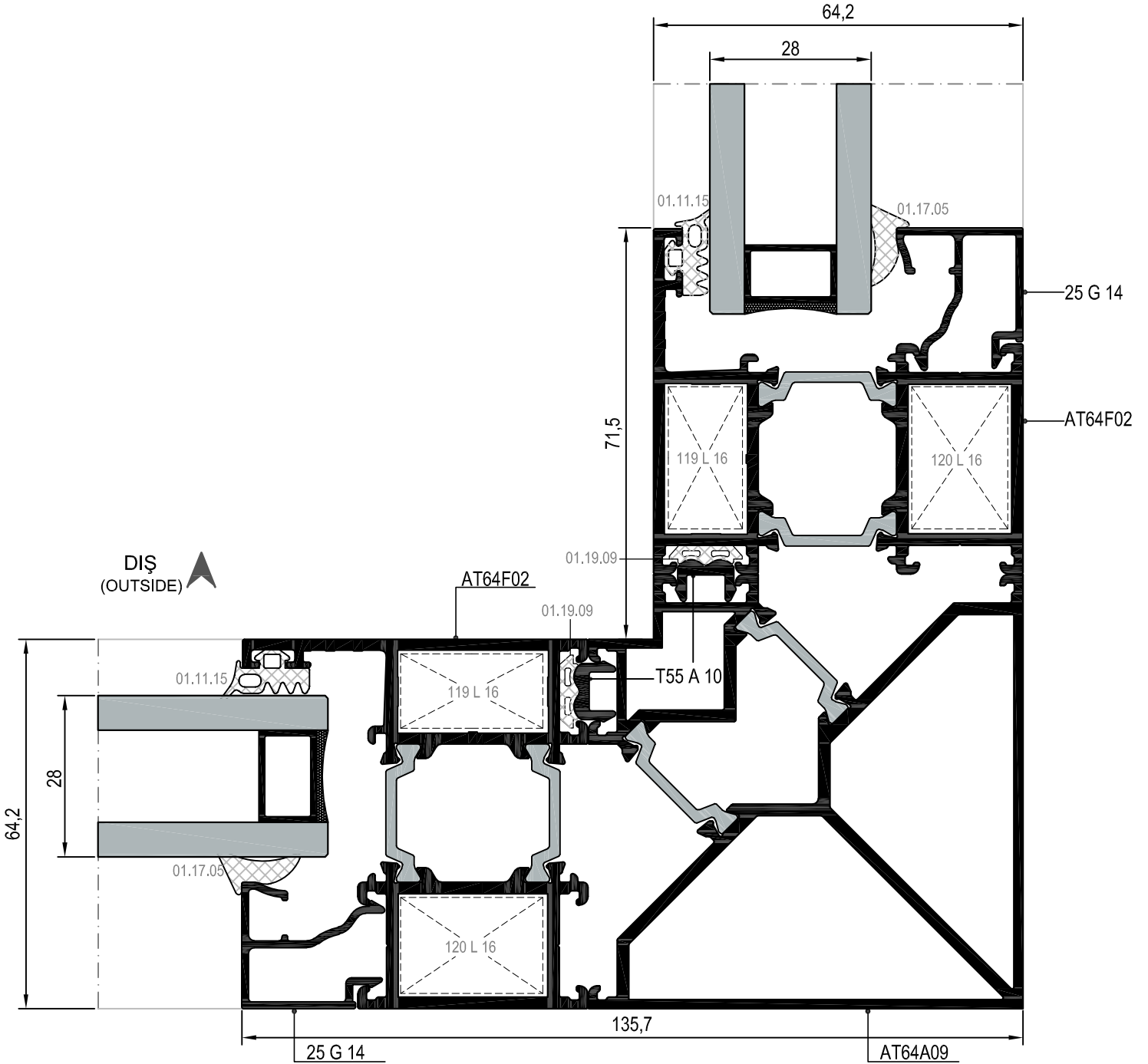
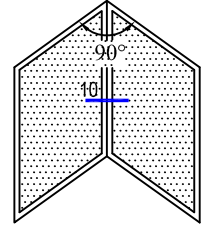


⑦ DETAYI
DETAIL

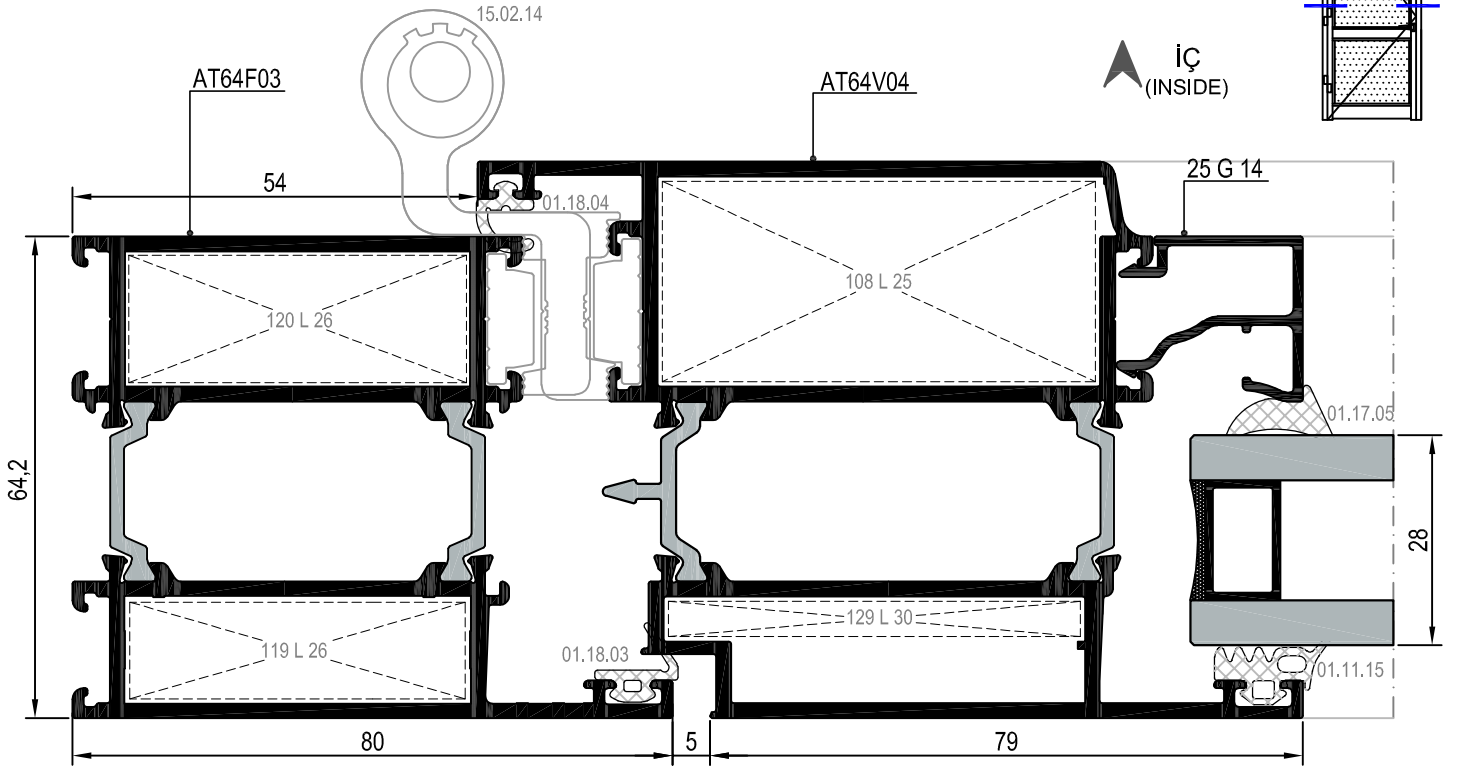


⑧ DETAYI
DETAIL

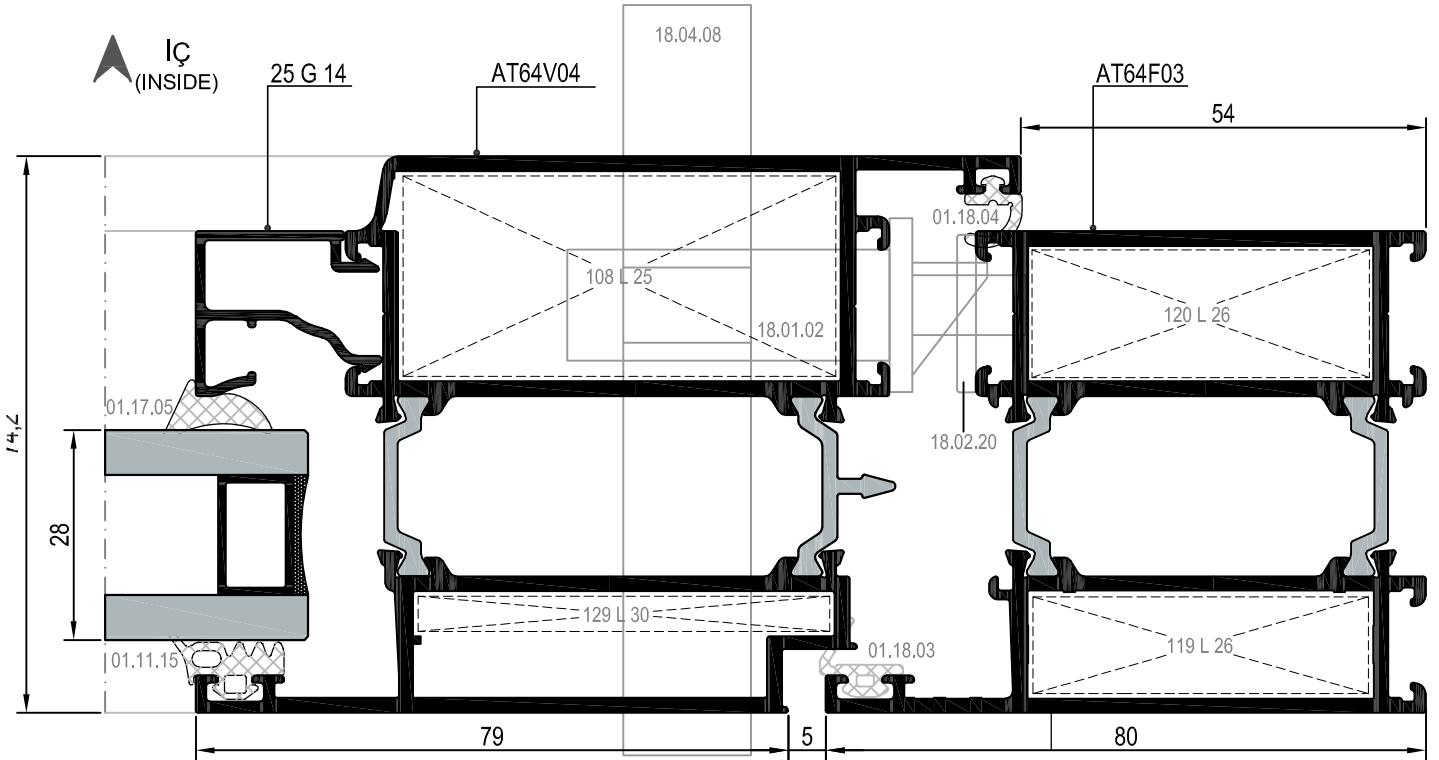




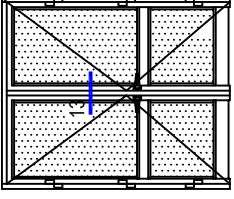
İÇE AÇILIM BİNİLİ KAPI DETAYLARI
INWARD OPENING DOOR DETAILS



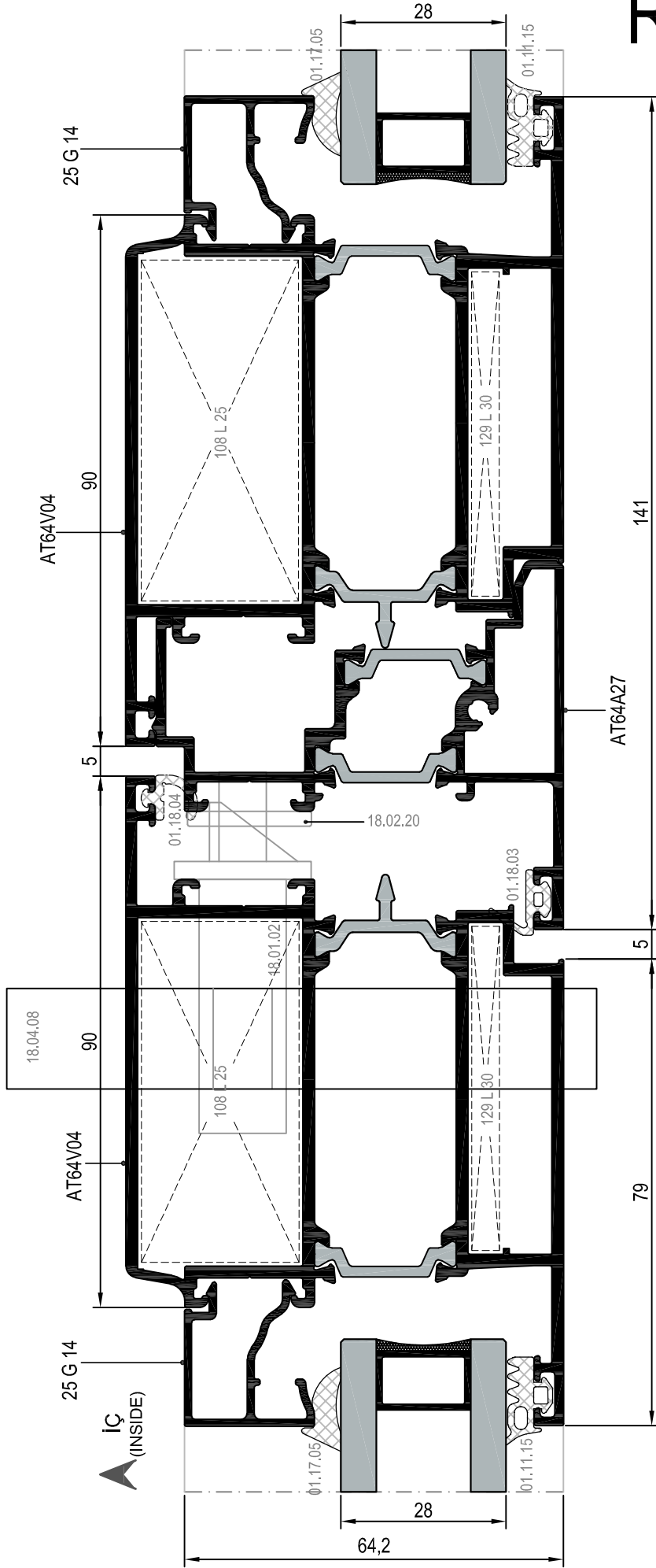
11 DETAYI
DETAIL



12 DETAYI
DETAIL

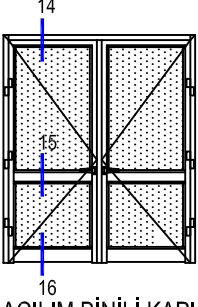


İÇE AÇILIM BİNLİ KAPI DETAYLARI
INWARD OPENING DOOR DETAILS

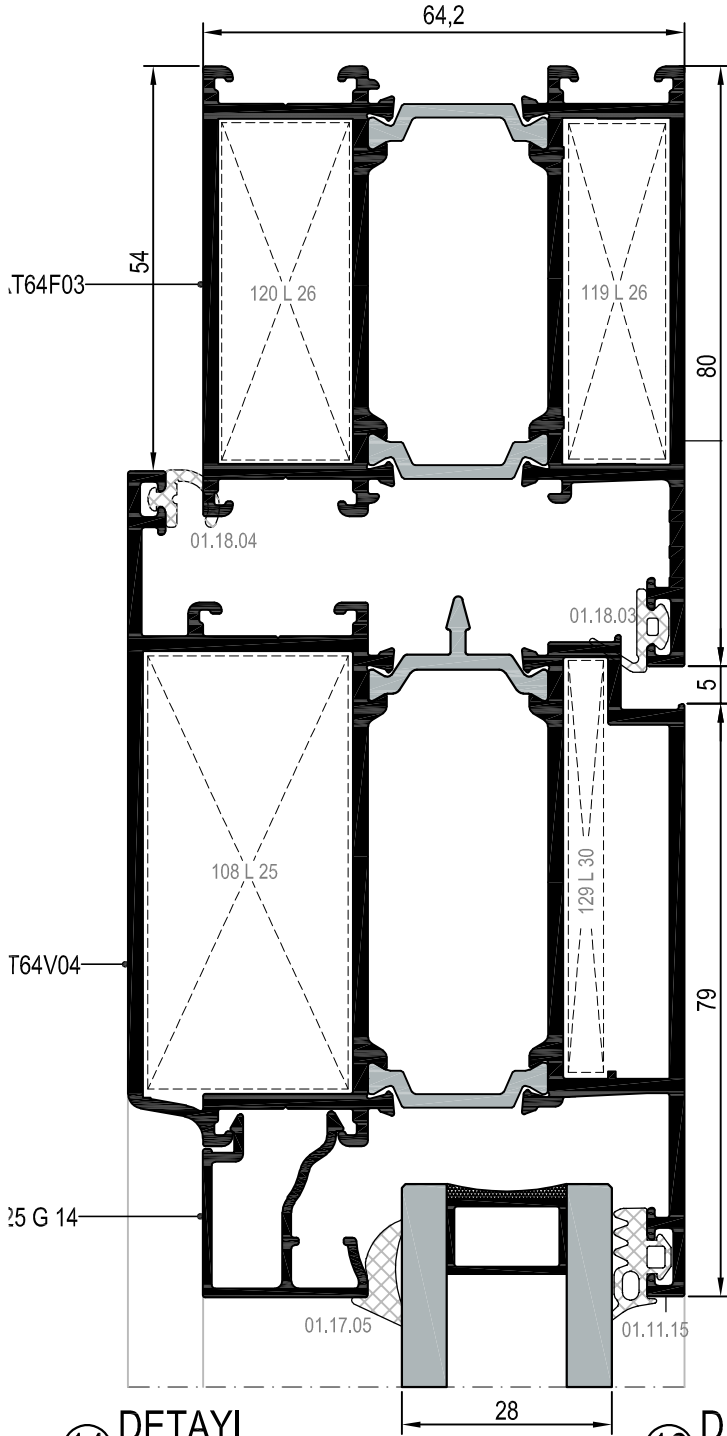


DETAYLAR
DETAILS

RWT64

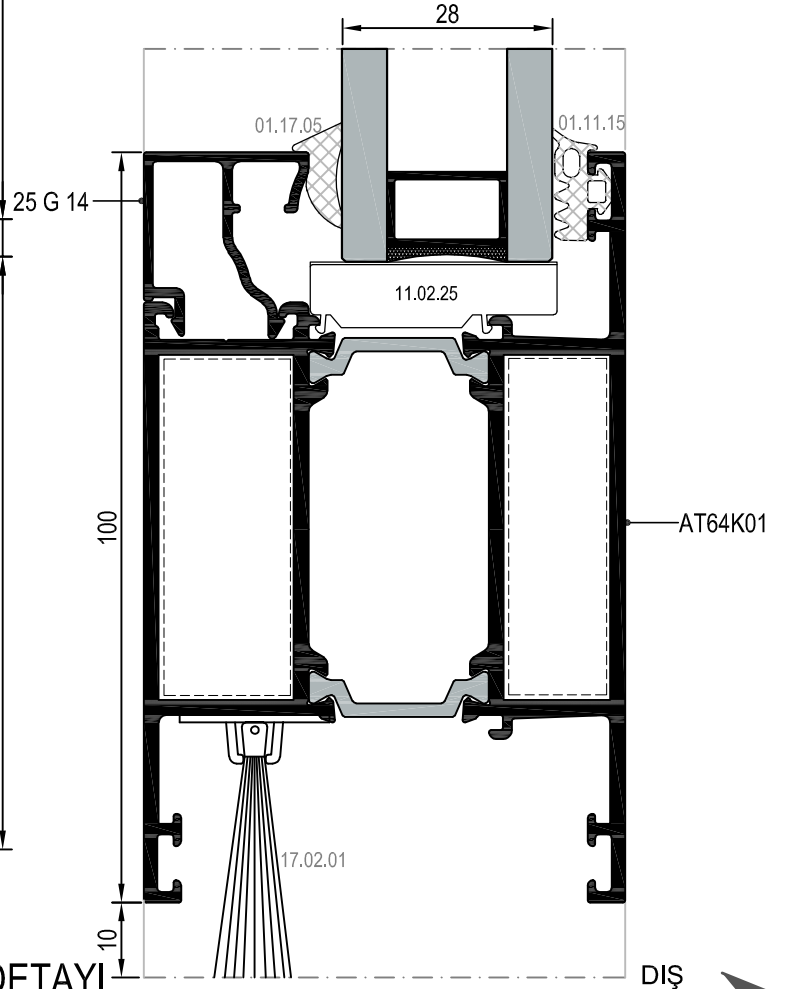
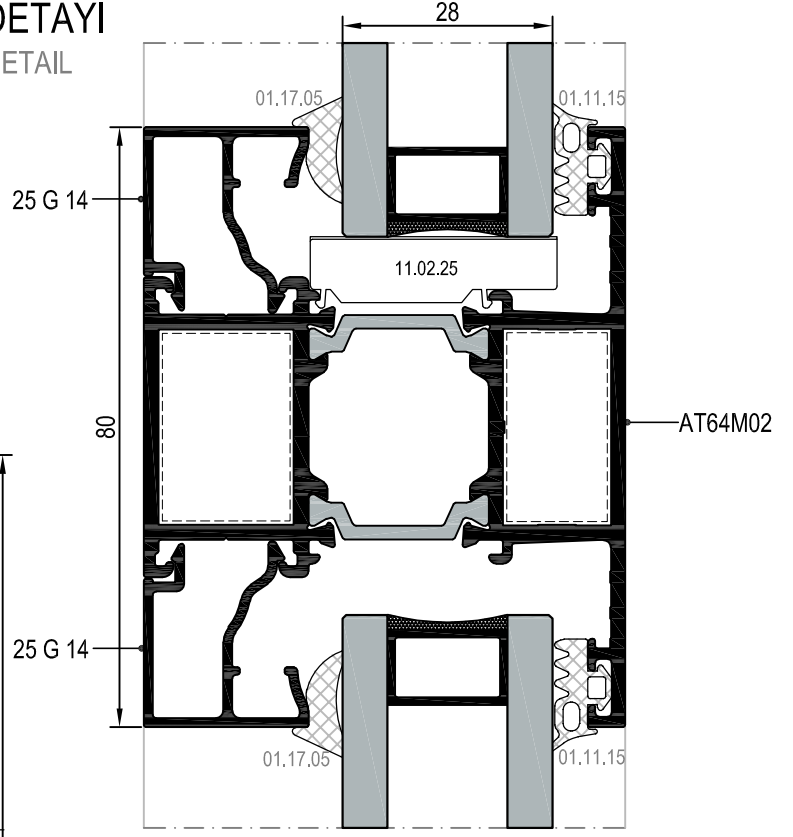


İÇE AÇILIM BİNLİ KAPI DETAYLARI
INWARD OPENING DOOR DETAILS



14 DETAYI
DETAIL

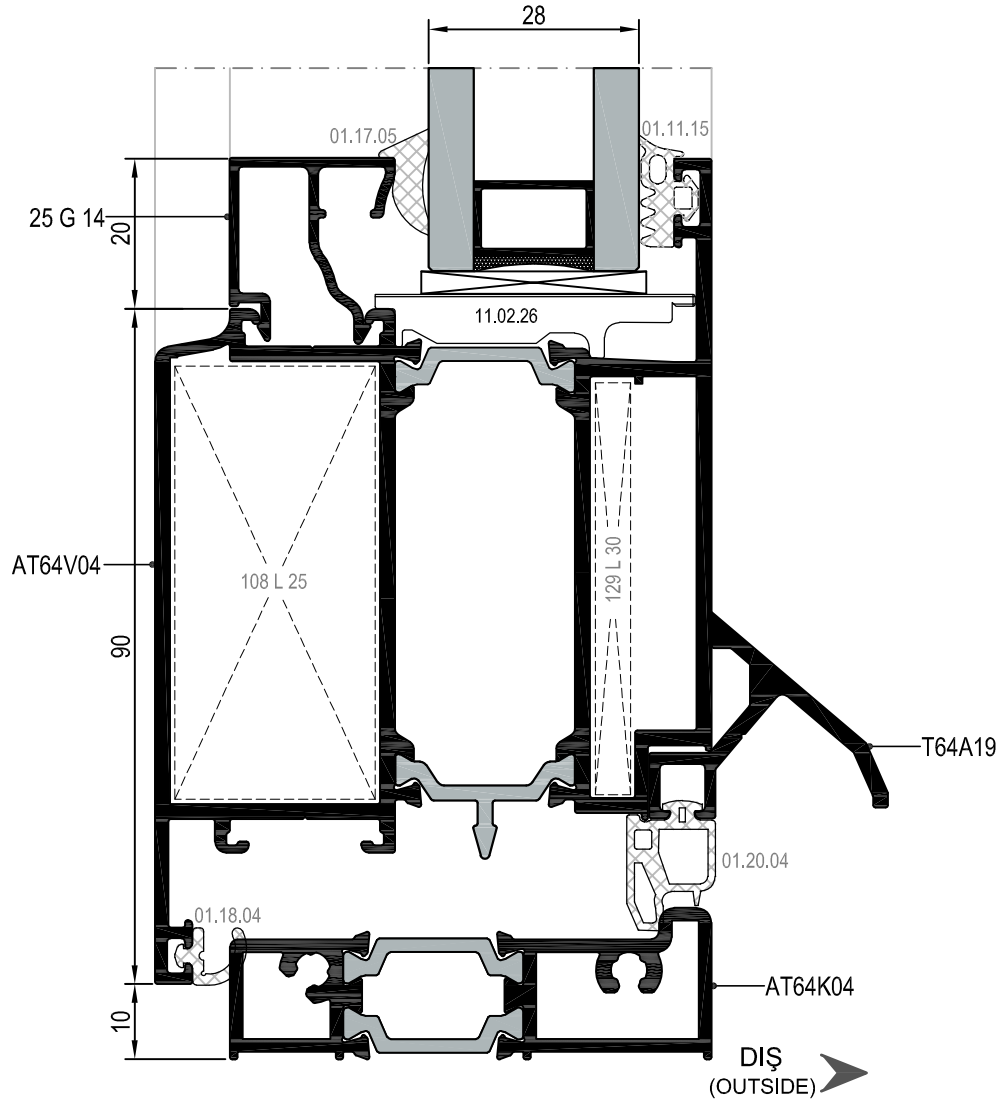
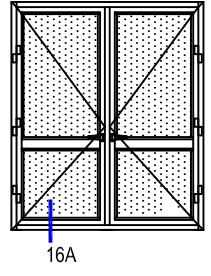
15 DETAYI
DETAIL



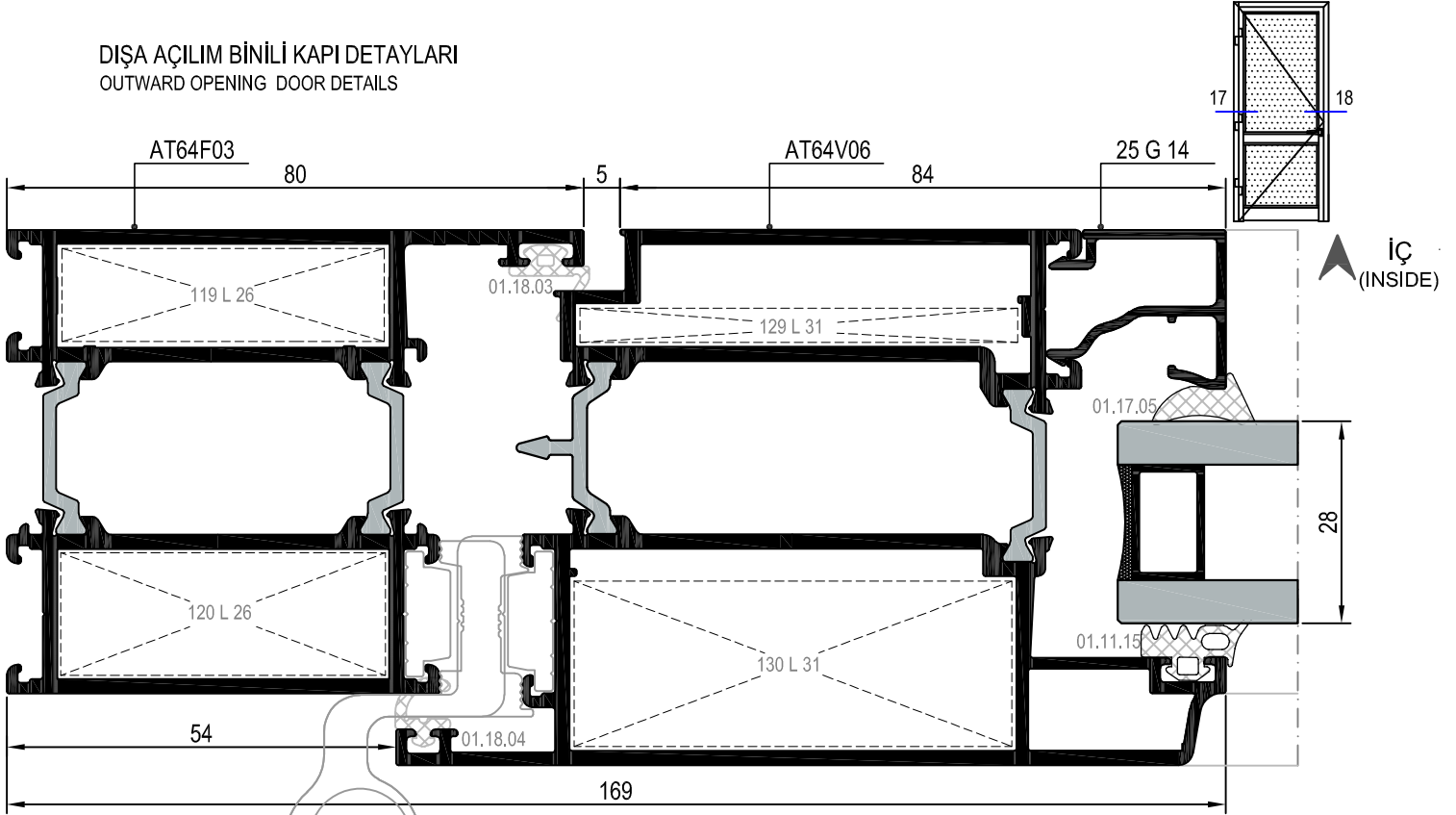
16 DETAYI
DETAIL

DIŞ
(OUTSIDE) →

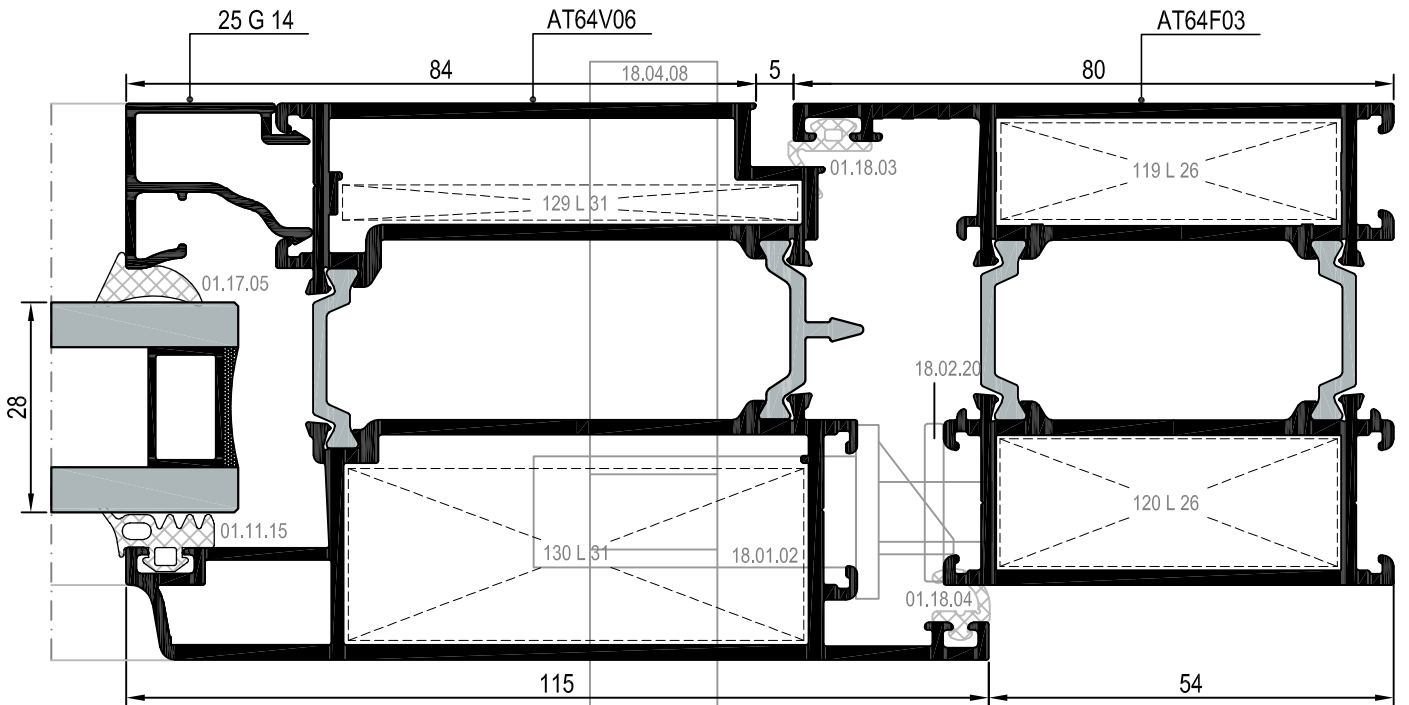
İÇE AÇILIM BİNİLİ KAPI DETAYLARI
INWARD OPENING DOOR DETAILS



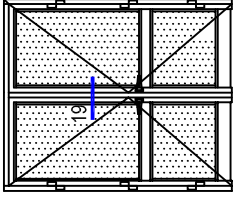
DIŐA AÇILIM BİNİLİ KAPI DETAYLARI
OUTWARD OPENING DOOR DETAILS



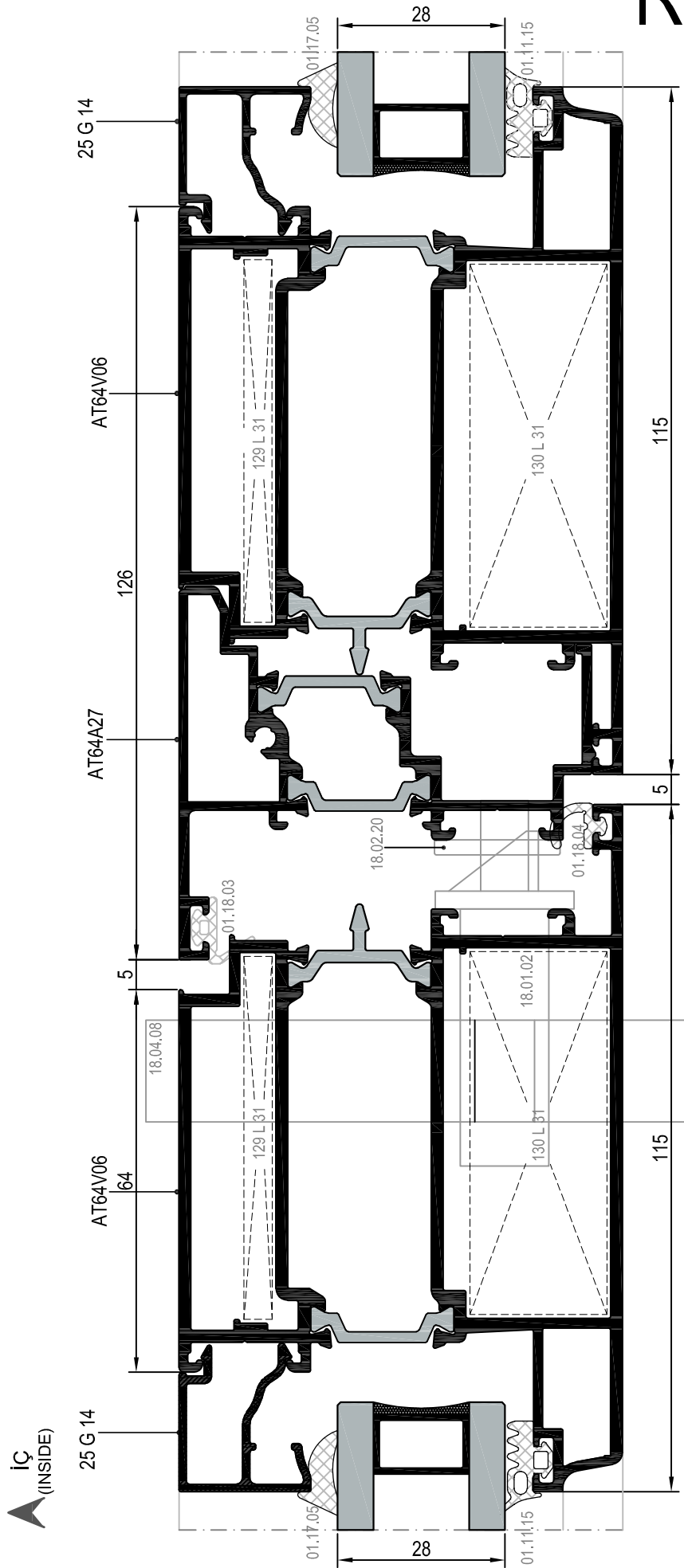
17 DETAYI
DETAIL



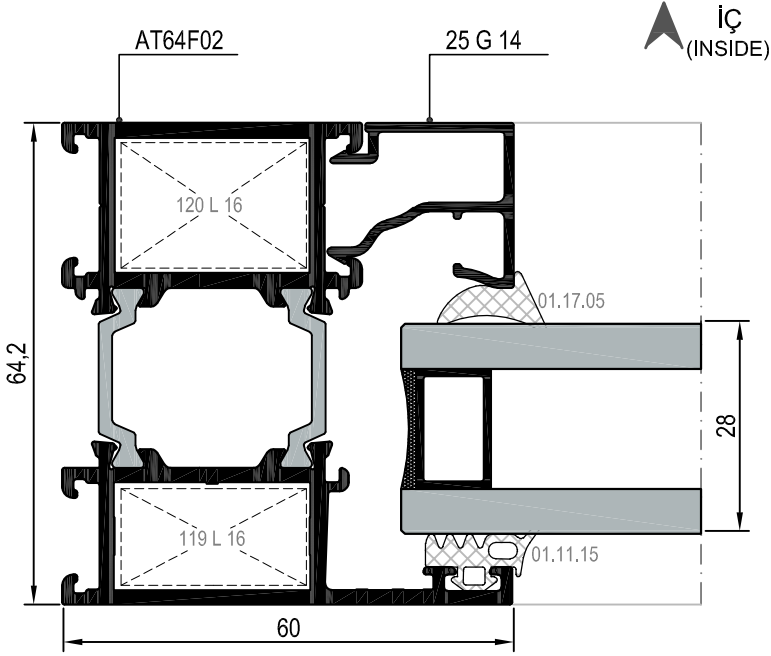
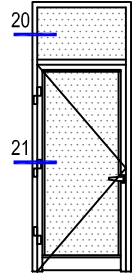
18 DETAYI
DETAIL



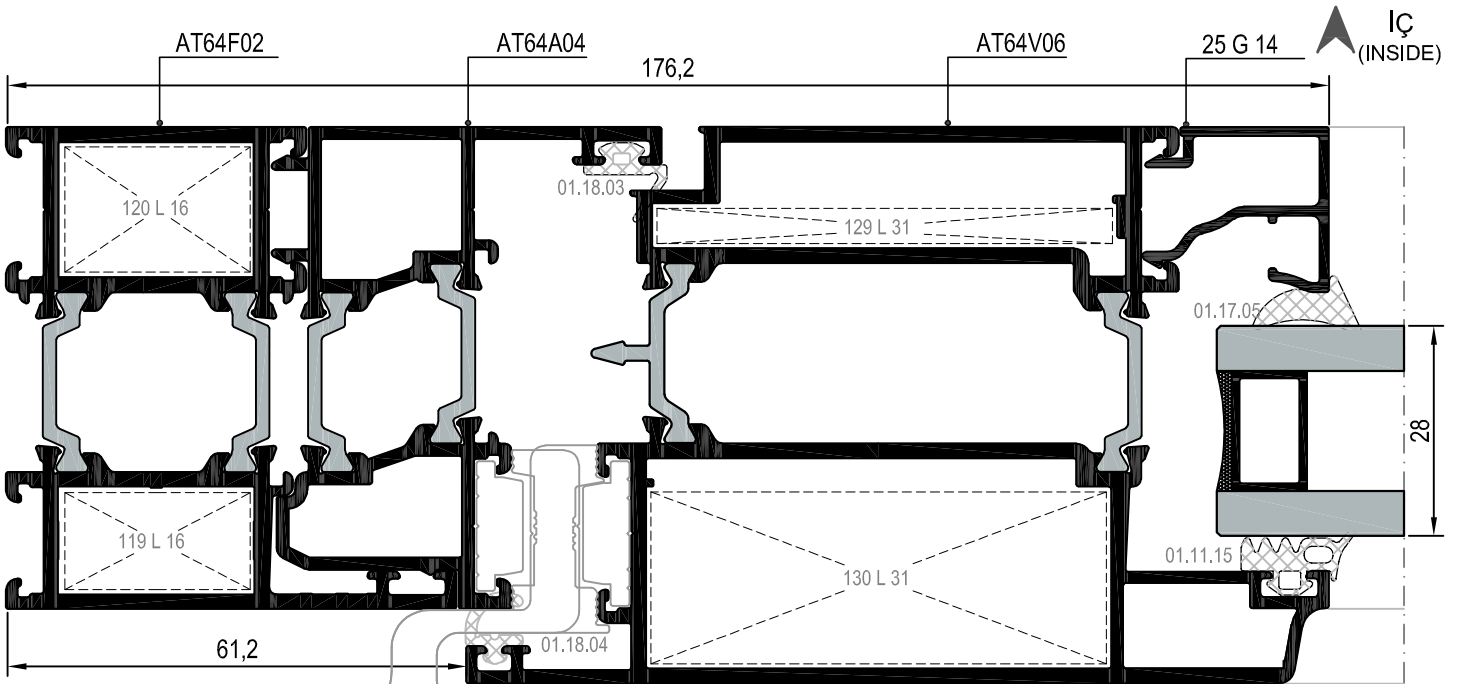
DIŞA AÇILIM BİNLİ KAPI DETAYLARI
OUTWARD OPENING DOOR DETAILS



DIŐA AÇILIM ADAPTÖRLÜ KAPI DETAYLARI
OUTWARD OPENING DOOR DETAILS

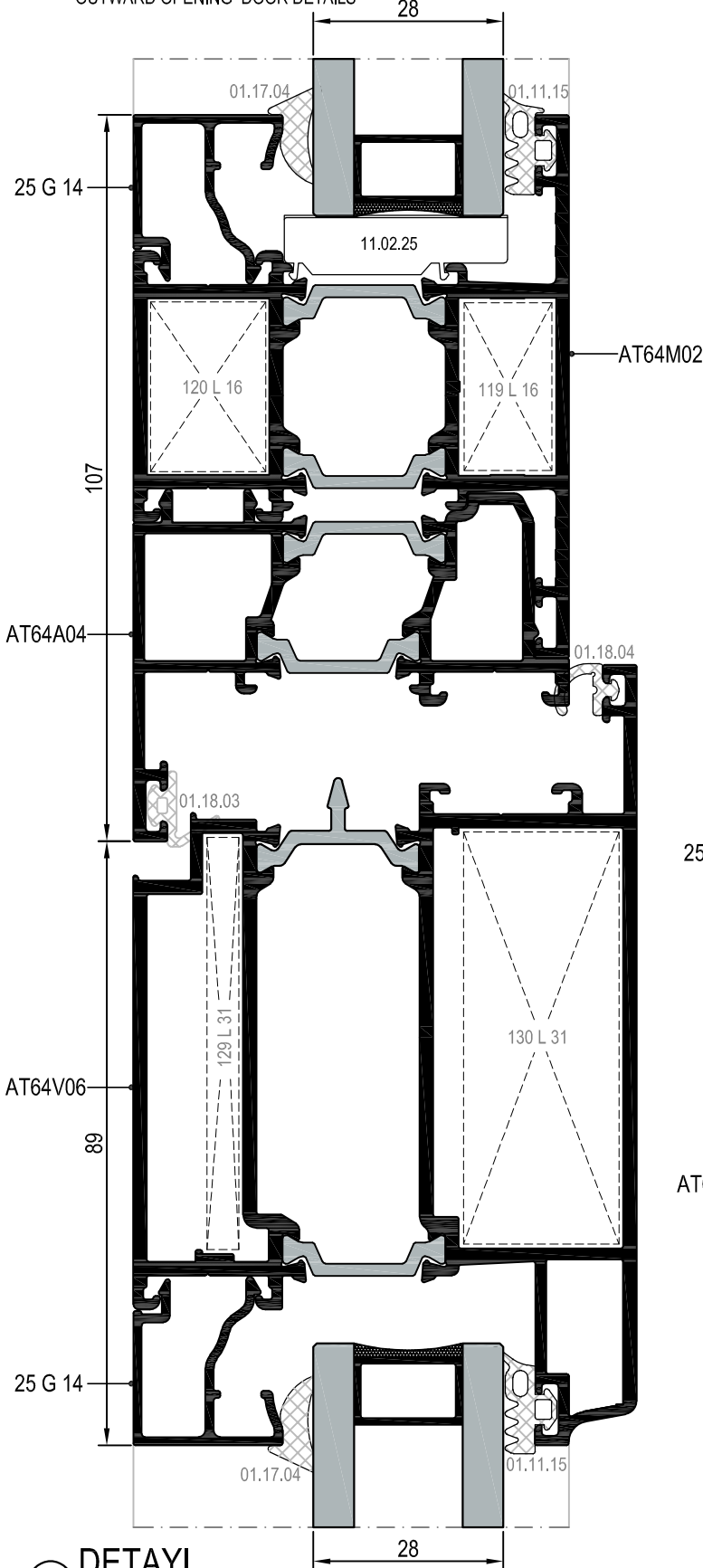


20 DETAYI
DETAIL

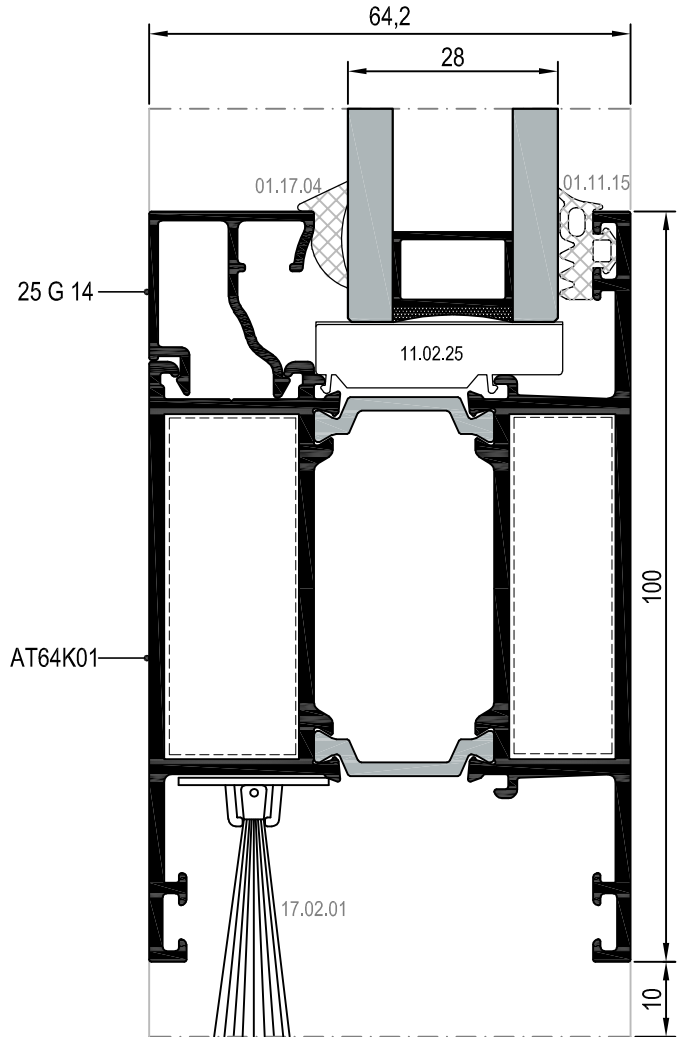


21 DETAYI
DETAIL

DIŐA AÇILIM ADAPTÖRLÜ KAPI DETAYLARI
OUTWARD OPENING DOOR DETAILS



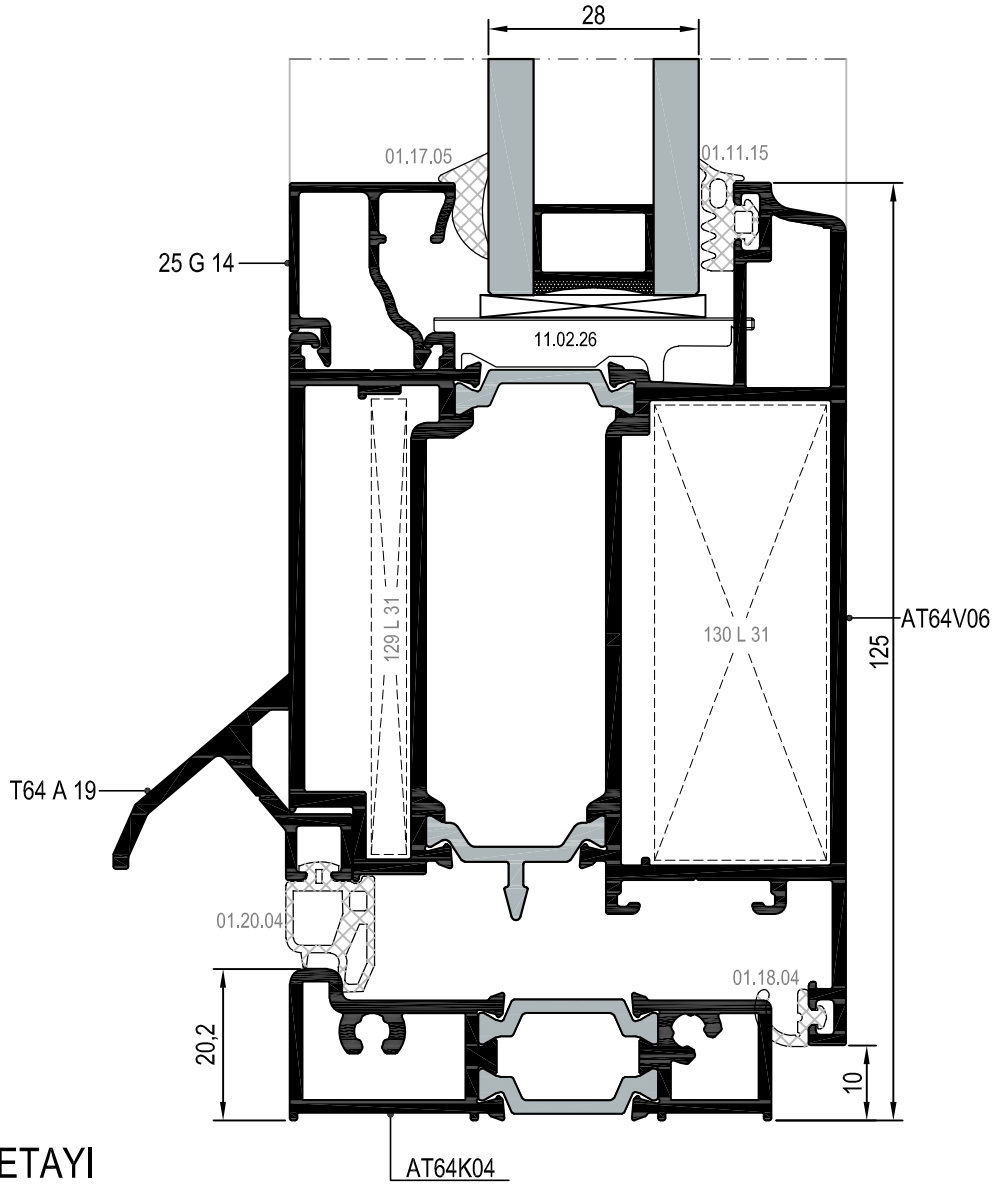
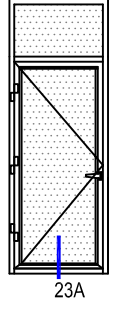
22 DETAYI
DETAIL



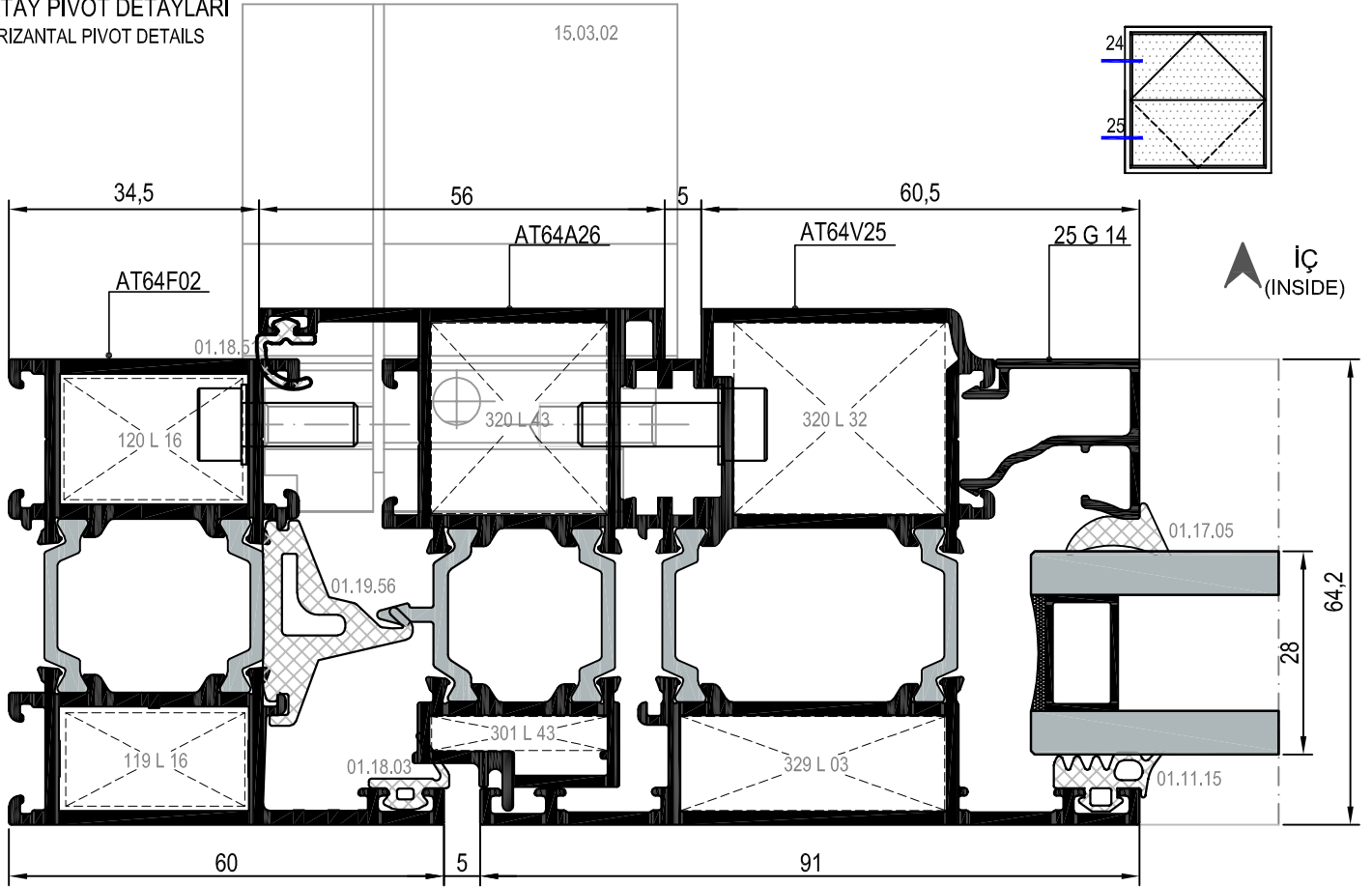
23 DETAYI
DETAIL

DIŐA
(OUTSIDE) ➔

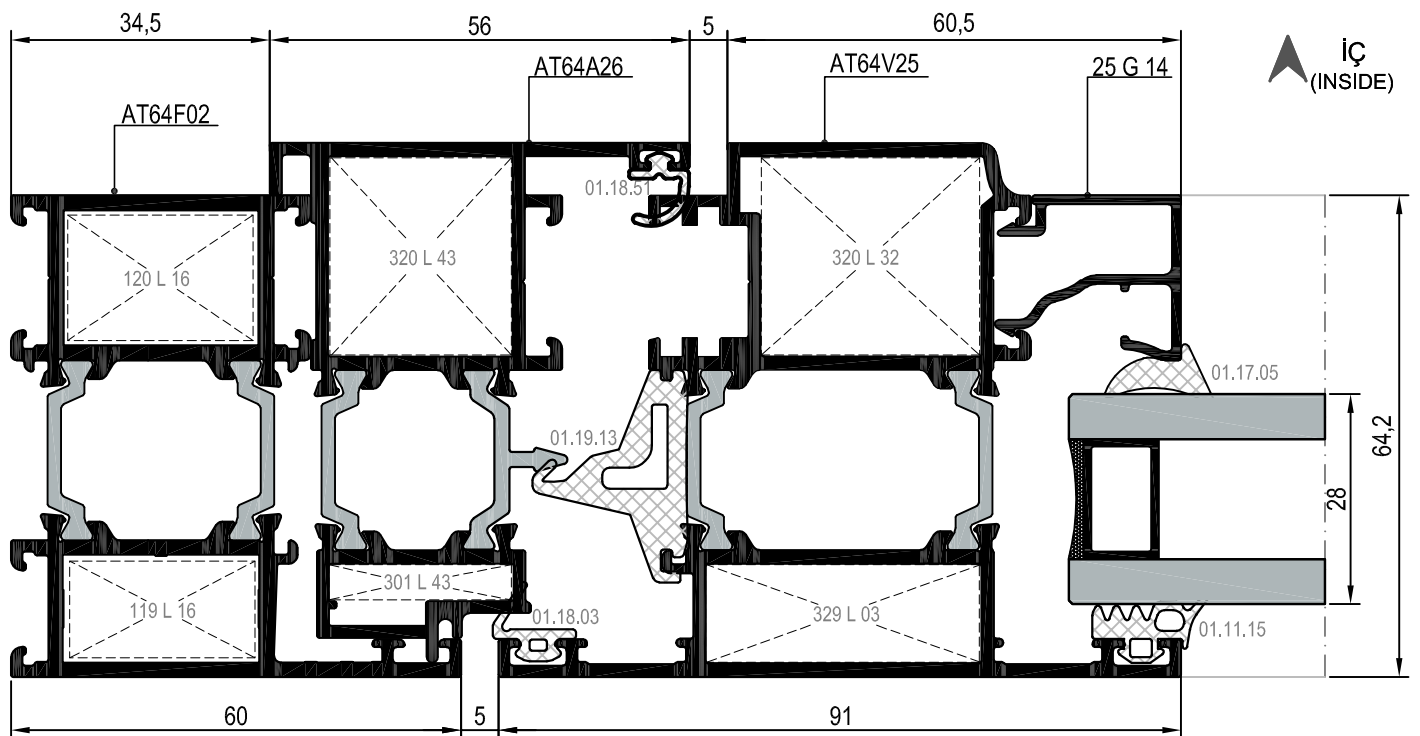
DIŐA AÇILIM ADAPTÖRLÜ KAPI DETAYLARI
OUTWARD OPENING DOOR DETAILS



YATAY PİVOT DETAYLARI
HORIZONTAL PIVOT DETAILS

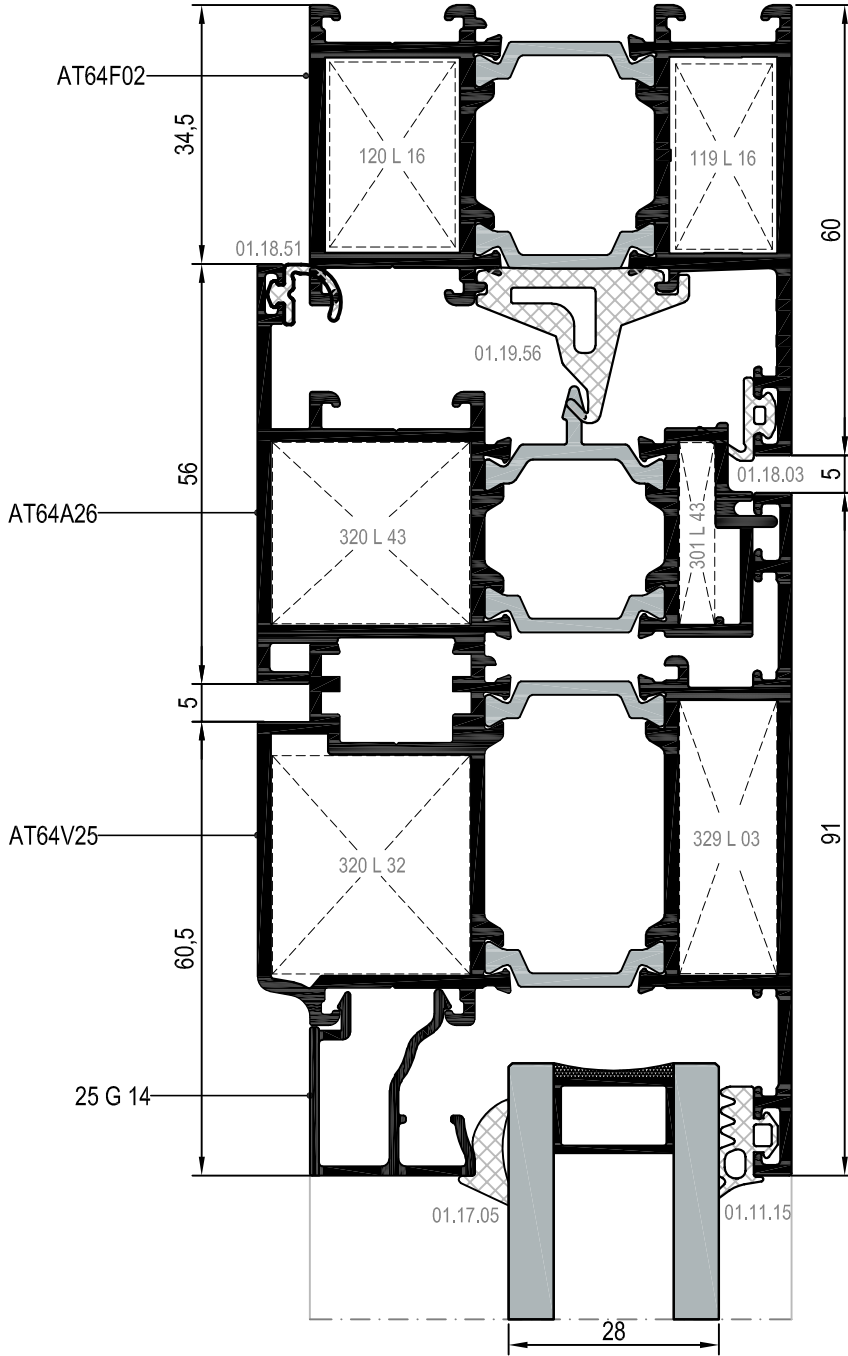
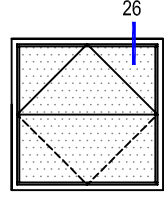


24 DETAYI
DETAIL

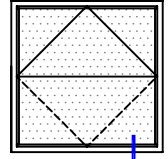


25 DETAYI
DETAIL

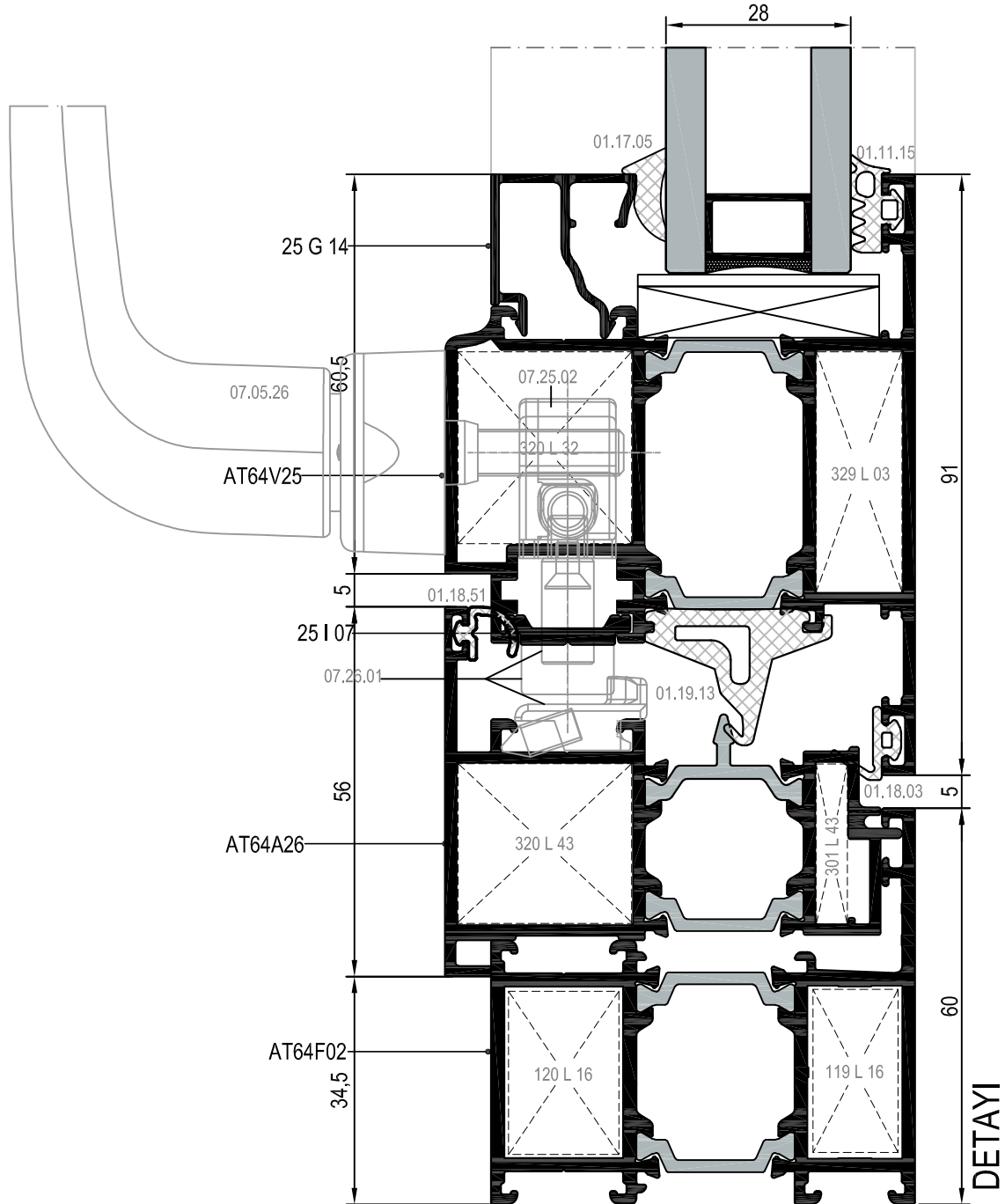
YATAY PİVOT DETAYLARI
HORIZONTAL PIVOT DETAILS



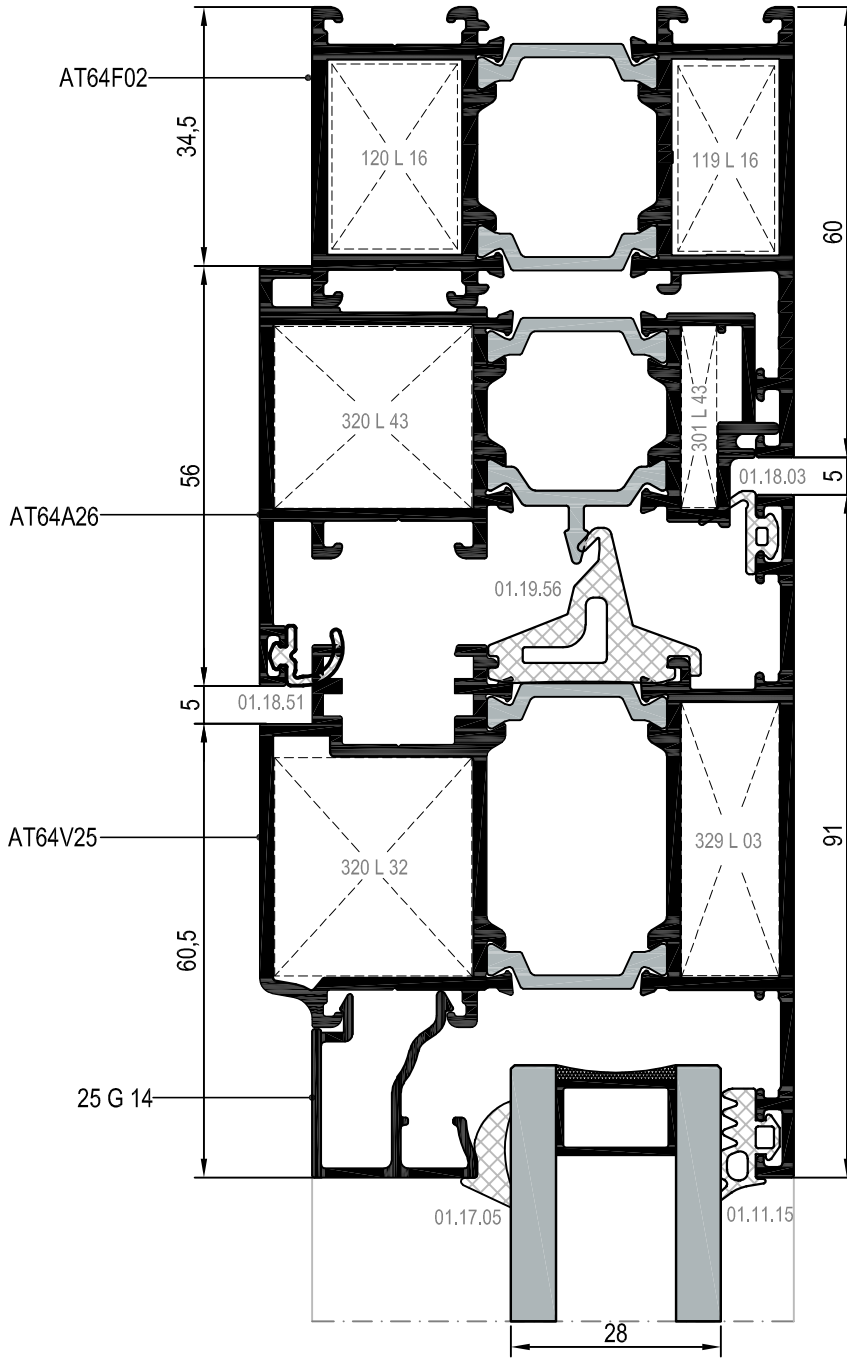
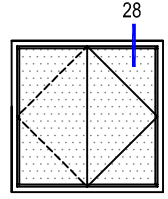
YATAY PİVOT DETAYLARI
HORIZONTAL PIVOT DETAILS



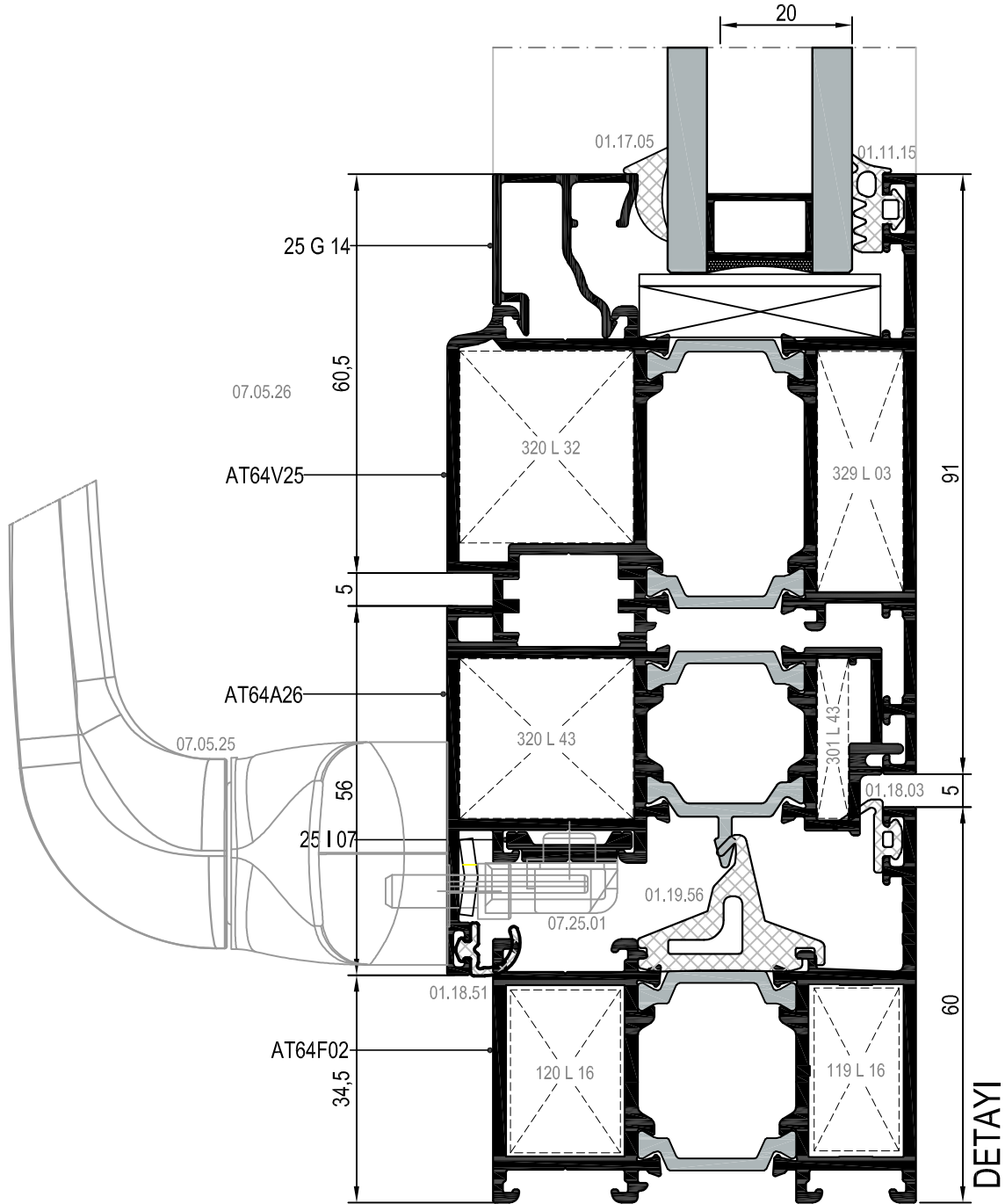
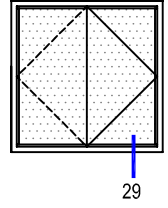
27



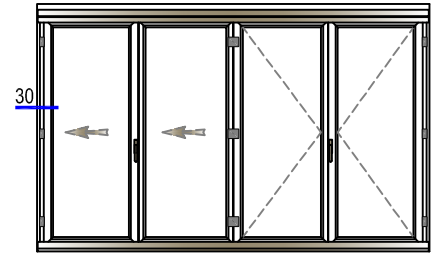
DİKEY PİVOT DETAYLARI
VERTICAL PIVOT DETAILS



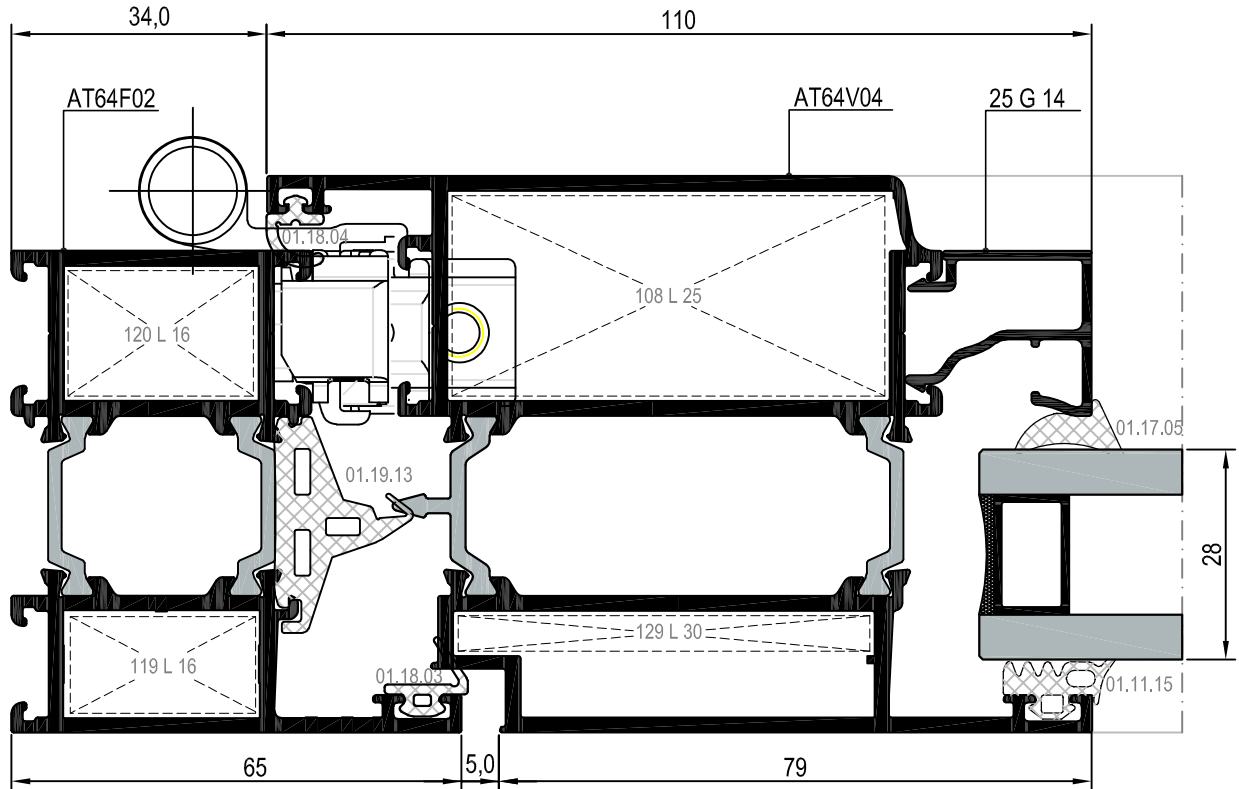
DİKEY PİVOT DETAYLARI
VERTICAL PIVOT DETAILS

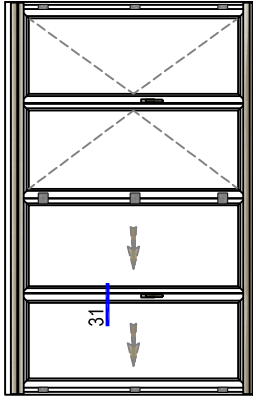


KATLANIR KAPI DETAYI
FOLDING DOOR DETAILS

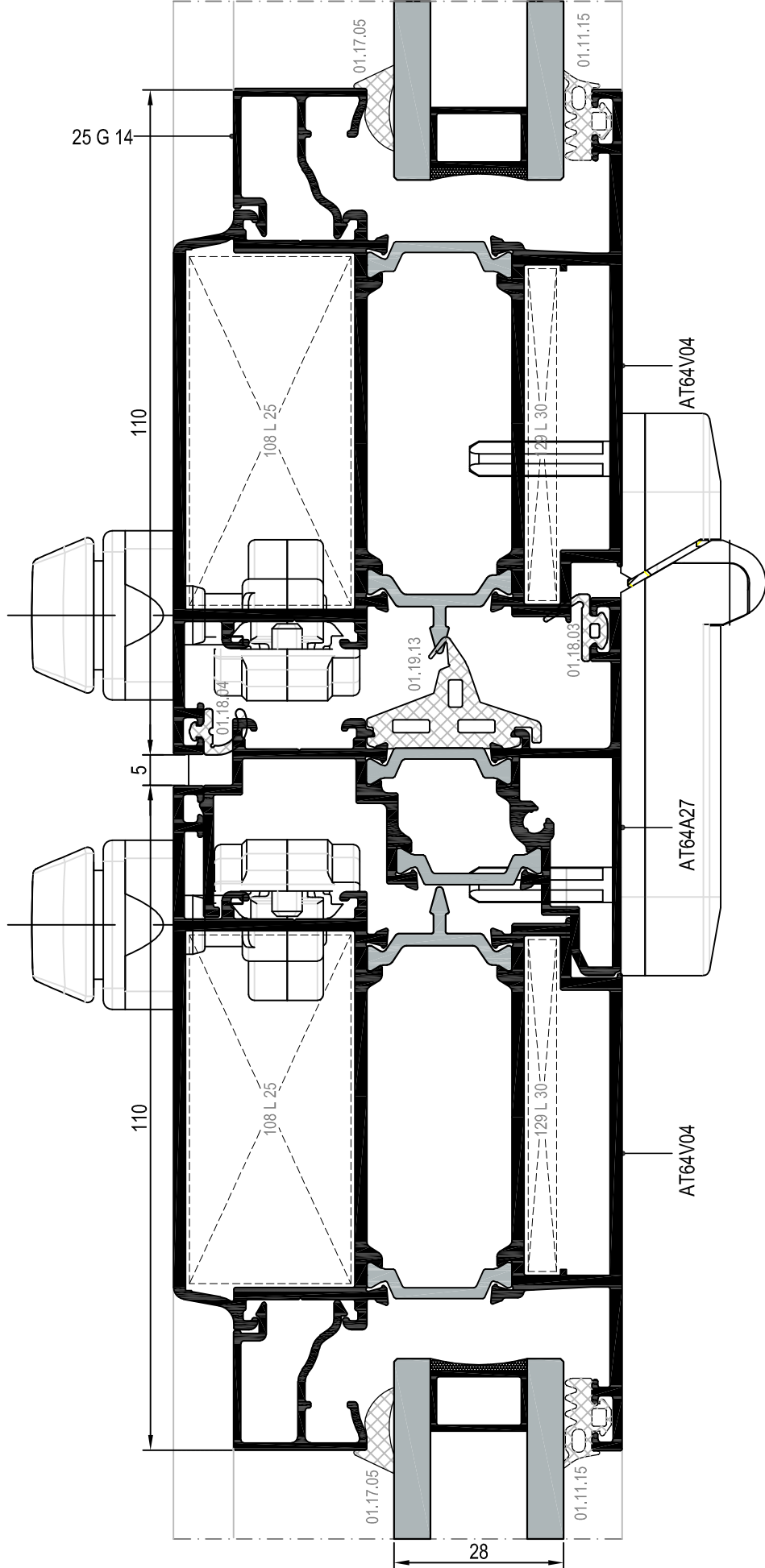


İÇ
(INSIDE)



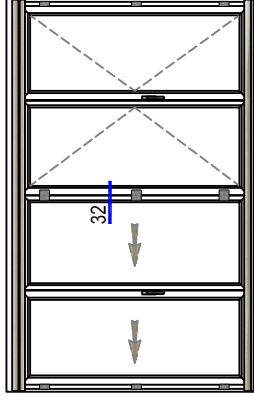


KATLANIR KAPI DETAYI
FOLDING DOOR DETAILS



İÇ
(INSIDE)

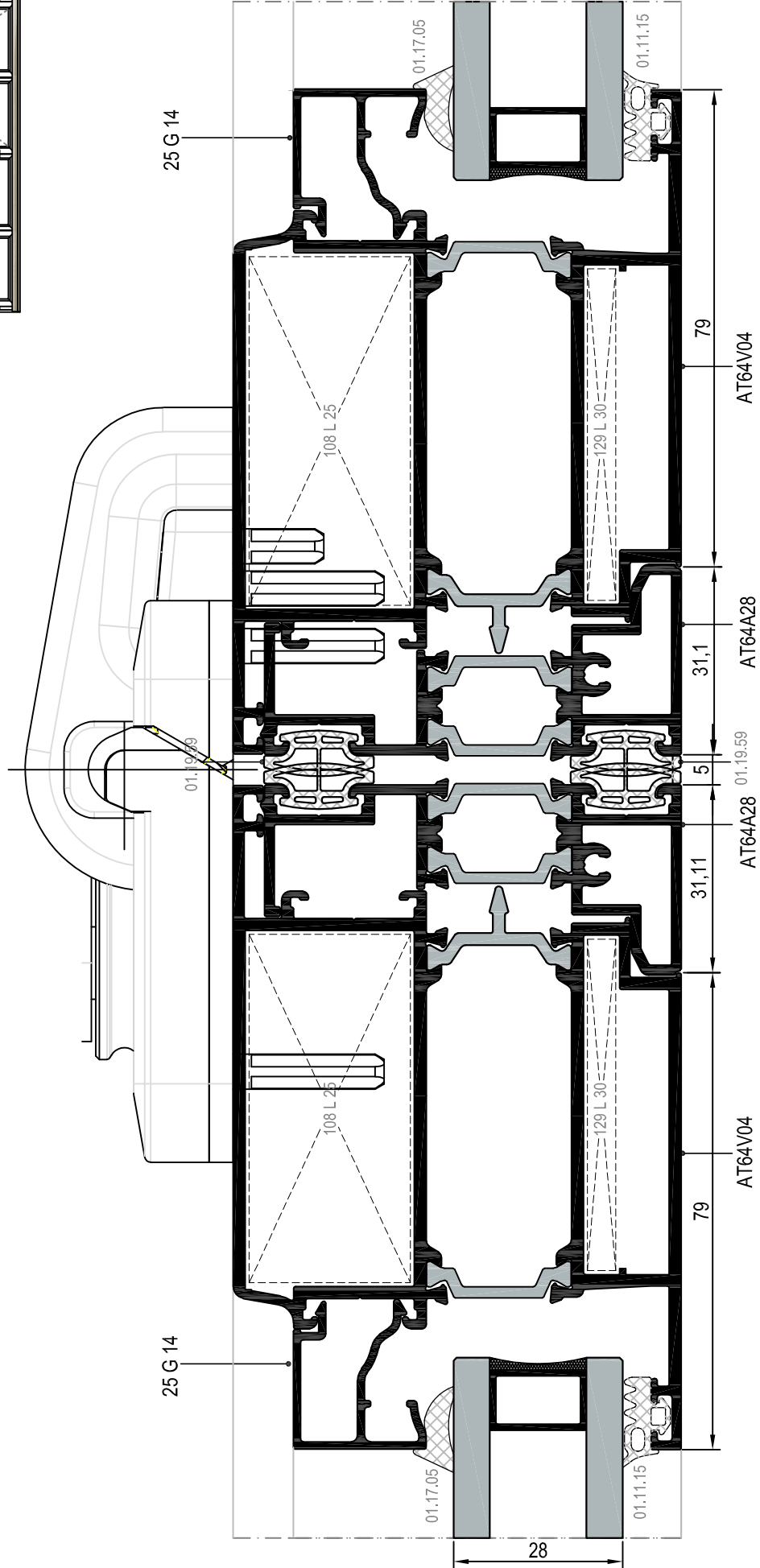
31 DETAYI
DETAIL

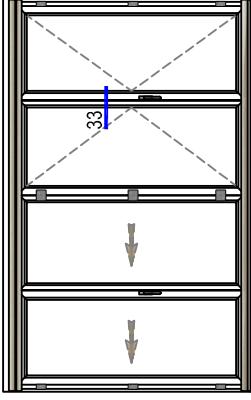


KATLANIR KAPI DETAYI
FOLDING DOOR DETAILS

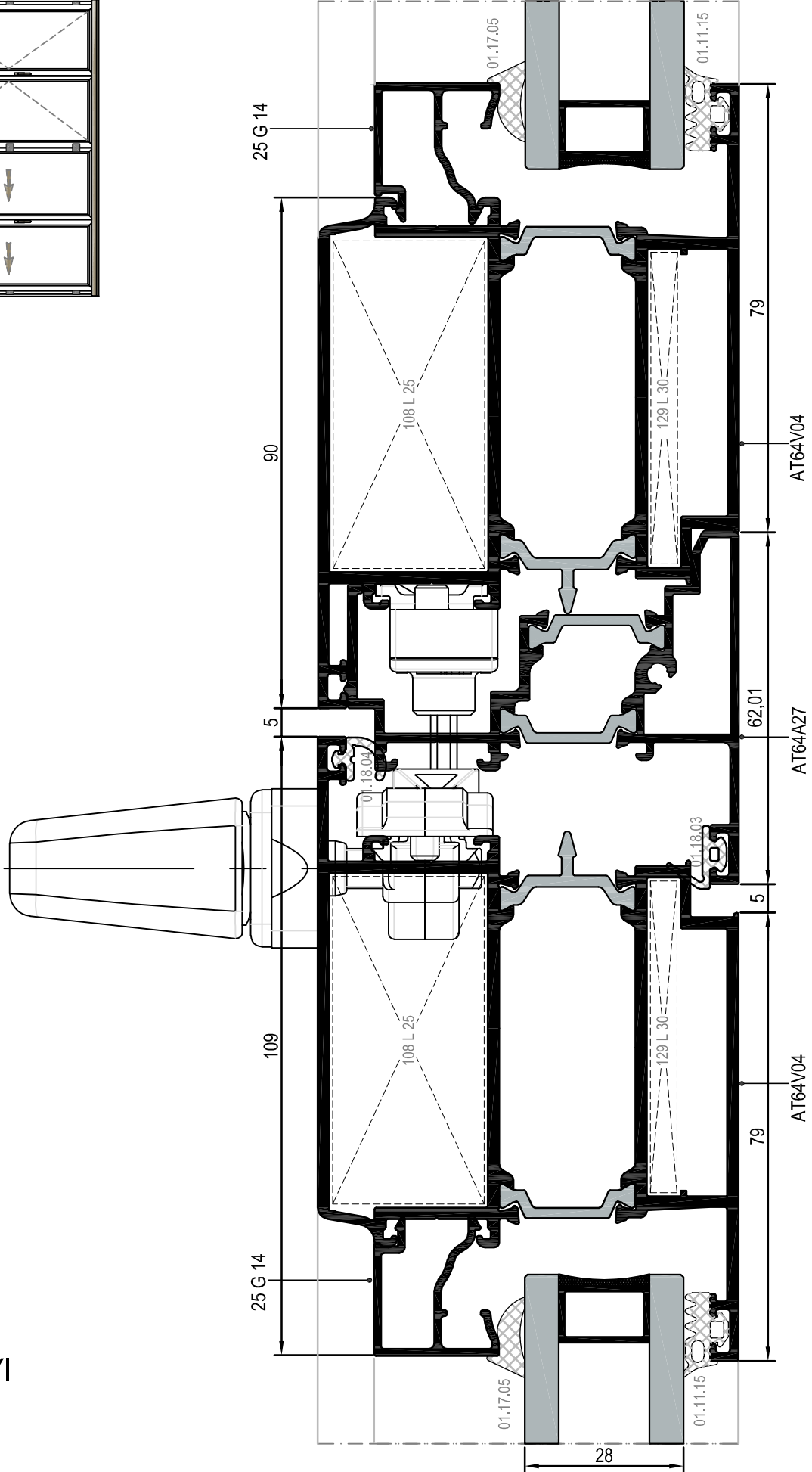
İÇ
(INSIDE)

32 DETAYI
DETAIL

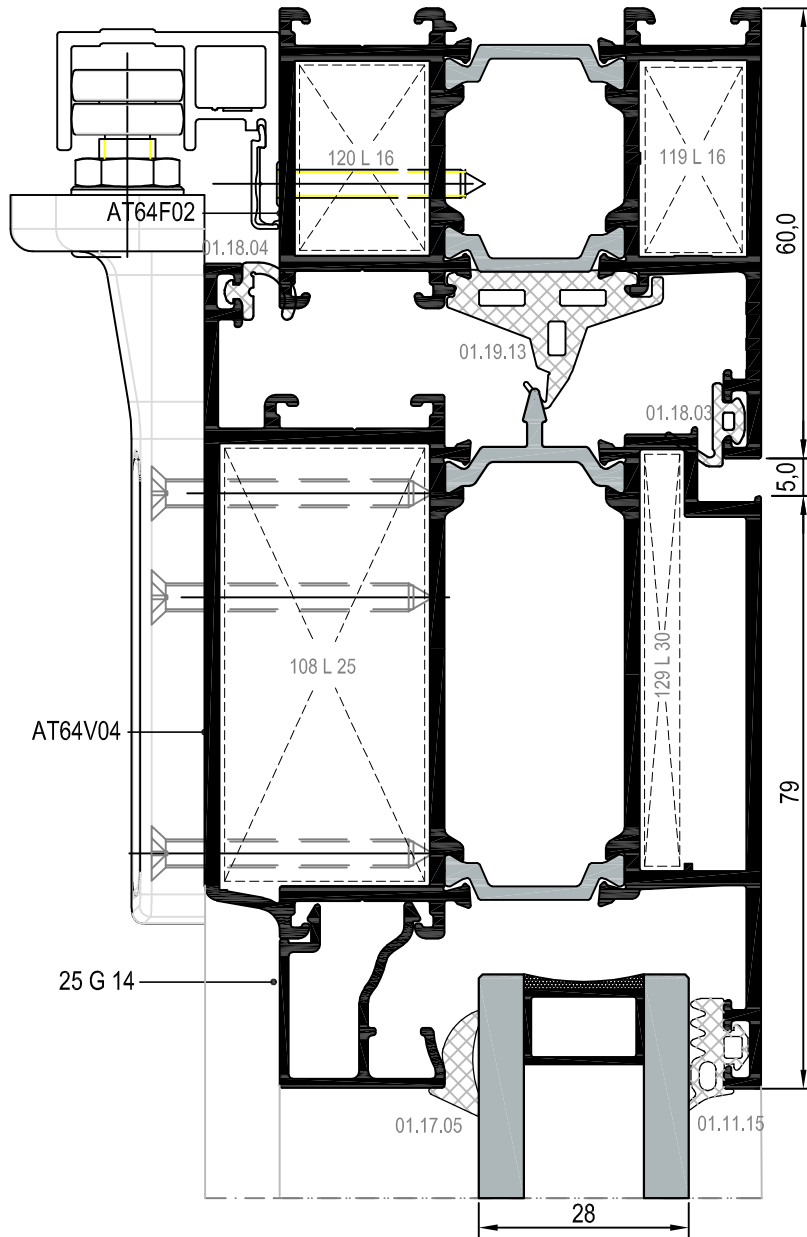
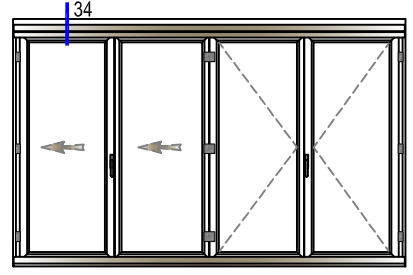




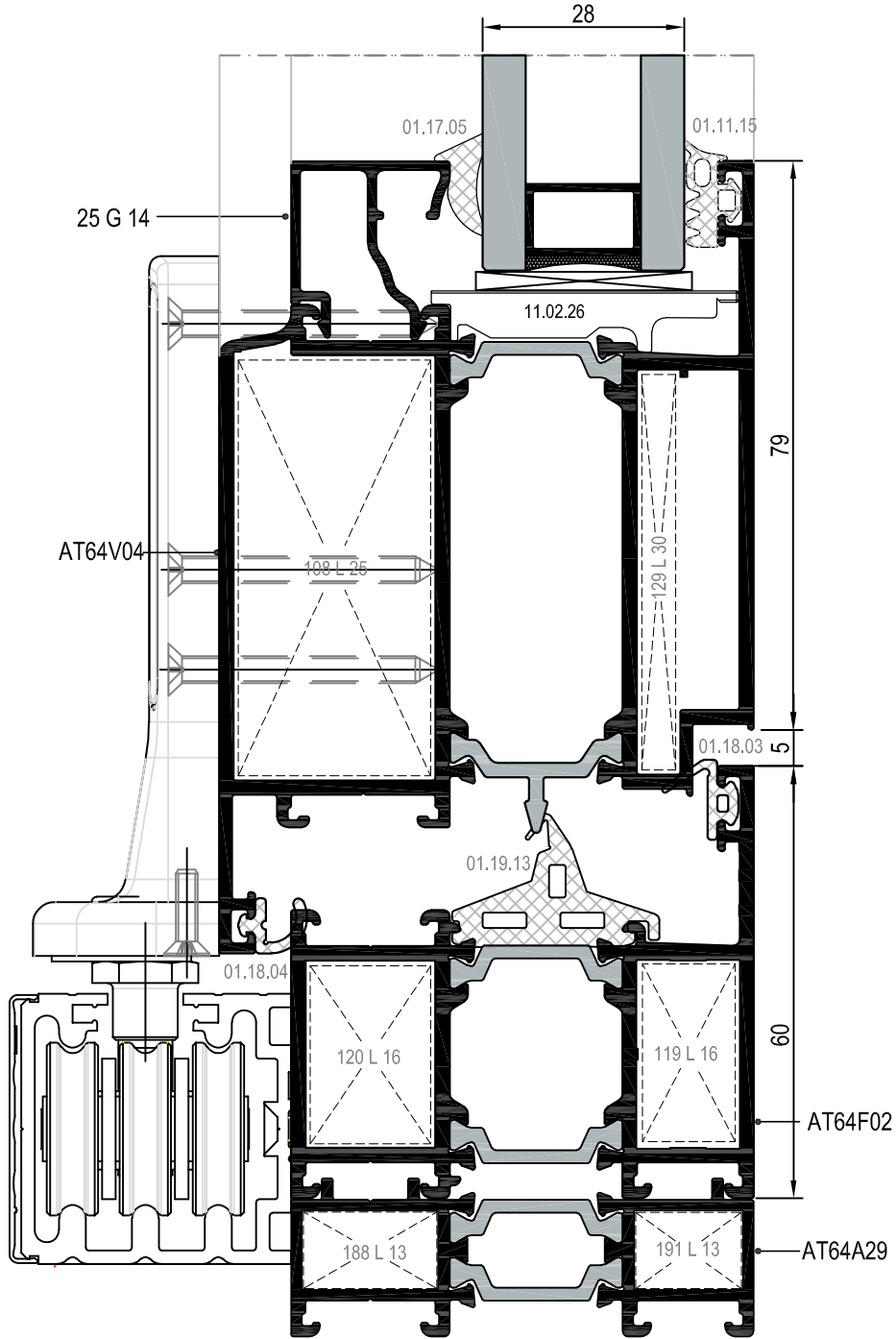
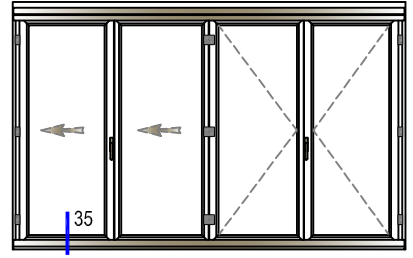
KATLANIR KAPI DETAYI
FOLDING DOOR DETAILS



KATLANIR KAPI DETAYI
FOLDING DOOR DETAILS



KATLANIR KAPI DETAYI
FOLDING DOOR DETAILS



MİMARİ KATALOG ARCHITECTURAL CATALOGUE

Alüminyum Kapı Pencere ve Giydirme Cephe Sistemleri
Aluminium Window Doors and Facade Systems



Rescara Sistem Detayları
Rescara System Details

RWT64

AKSESUARLAR

ACCESSORIES

01

02

03

04

05


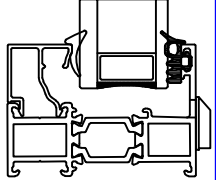

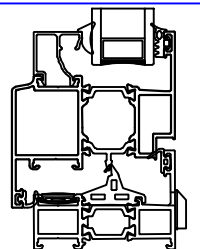

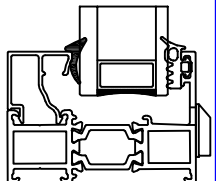

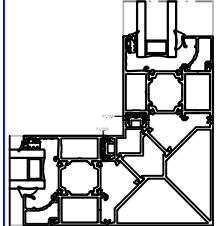

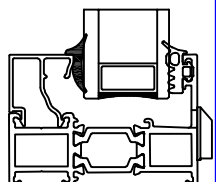

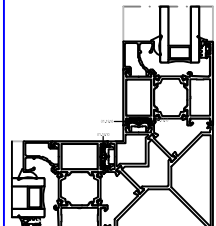

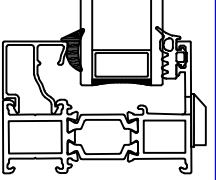

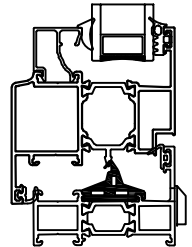

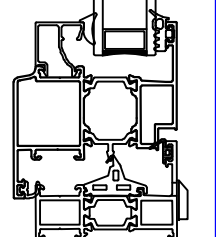

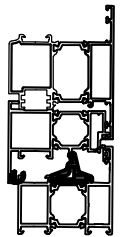

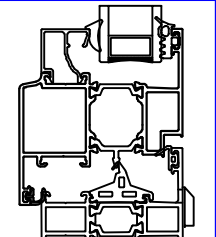

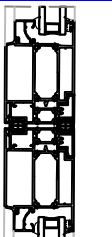

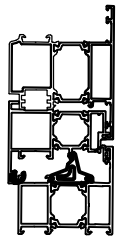

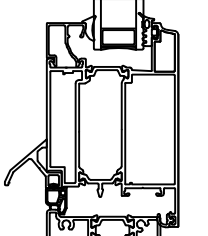
06


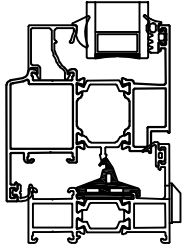
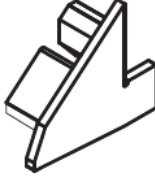
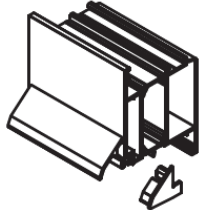

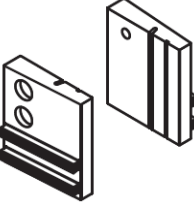
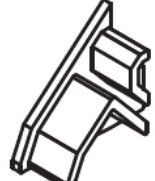
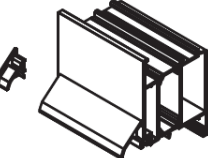
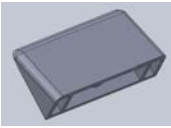
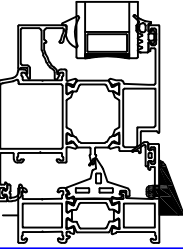
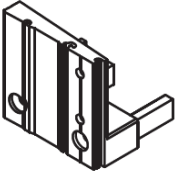
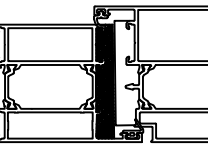
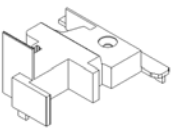
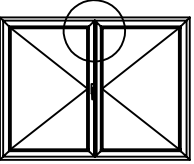
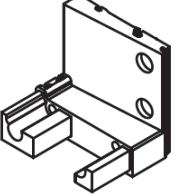
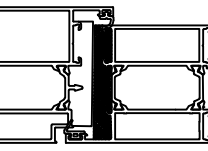

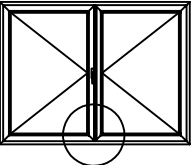
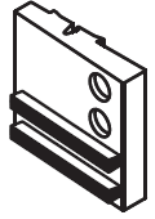
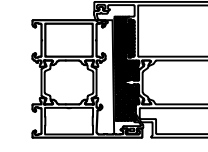

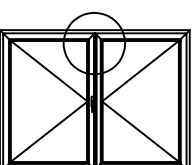

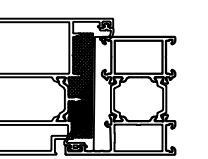
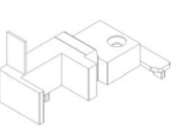
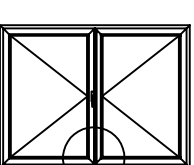
07

08

09

10

	01.11.15 DIŞ CAM FITİLİ 4 mm OUTSIDE GLAZING GASKET 4 mm Malzeme / Material : EPDM Ağırlık / Weight : 78 gr/m Paket / Package: 190 m / 15 kg			01.19.06 ÇITA KANAL FITİLİ ADAPTER GASKET Malzeme / Material : EPDM Ağırlık / Weight : 80 gr/m Paket / Package: 185m / 15 kg	
	01.17.03 İÇ CAM FITİLİ 2,8 mm INSIDE GLAZING GASKET 2,8 mm Malzeme / Material : EPDM Ağırlık / Weight : 59 gr/m Paket / Package: 254m / 15 kg			01.19.09 KÖŞE ADAPTÖR FITİLİ CORNER ADAPTER GASKET Malzeme / Material : EPDM Ağırlık / Weight : 34 gr/m Paket / Package: 441 m / 15 kg	
	01.17.04 İÇ CAM FITİLİ 3,6 mm INSIDE GLAZING GASKET 3,6 mm Malzeme / Material : EPDM Ağırlık / Weight : 69 gr/m Paket / Package: 215m / 15 kg			01.19.10 KÖŞE ADAPTÖR FITİLİ CORNER ADAPTER GASKET Malzeme / Material : EPDM Ağırlık / Weight : 55 gr/m Paket / Package: 273 m / 15 kg	
	01.17.05 İÇ CAM FITİLİ 4,6 mm INSIDE GLAZING GASKET 4,6 mm Malzeme / Material : EPDM Ağırlık / Weight : 89 gr/m Paket / Package: 168m / 15 kg			01.19.13 TOZLUK FITİLİ CENTRAL GASKET Malzeme / Material : EPDM Ağırlık / Weight : 258 gr/m Paket / Package: 58 m / 15 kg	
	01.18.03 DIŞ BİNİ FITİLİ OUTSIDE ACOUSTICAL GASKET Malzeme / Material : EPDM Ağırlık / Weight : 41 gr/m Paket / Package: 365m / 15 kg			01.19.56 PİVOT İÇİN TOZLUK FITİLİ CENTRAL GASKET FOR PIVOT Malzeme / Material : EPDM Ağırlık / Weight : 256 gr/m Paket / Package: 60 m / 15 kg	
	01.18.04 İÇ BİNİ FITİLİ INSIDE ACOUSTICAL GASKET Malzeme / Material : EPDM Ağırlık / Weight : 42 gr/m Paket / Package: 357m / 15 kg			01.19.59 KATLANIR İÇİN ADAPTÖR FITİLİ ADAPTER GASKET FOR FOLDING Malzeme / Material : EPDM Ağırlık / Weight : 84 gr/m Paket / Package: 179 m / 15 kg	
	01.18.51 PİVOT İÇİN İÇ BİNİ FITİLİ INSIDE ACOUSTICAL GASKET FOR PIVOT Malzeme / Material : EPDM Ağırlık / Weight : 40 gr/m Paket / Package: 375m / 15 kg			01.20.04 EŞİK FITİLİ THRESHOLD GASKET Malzeme / Material : EPDM Ağırlık / Weight : 107 gr/m Paket / Package: 140 m / 15 kg	

	03.11.01 KÖŞE ENJEKSİYON FİTİLİ CORNER GASKET Malzeme / Material : EPDM			04.10.16A DAMLALIK YAN KAPAĞI DROPPER SIDE CAP Malzeme / Material : PVC Renk / Colour : BLACK T64 A 19 İÇİN / FOR T64 A 19	
	17.01.01 KIL FİTİL BRUSH Malzeme / Material : Polipropilen / Polypropylen Paket / Package: 275 m			04.10.16B DAMLALIK YAN KAPAĞI DROPPER SIDE CAP Malzeme / Material : PVC Renk / Colour : BLACK T64 A 19 İÇİN / FOR T64 A 19	
	04.02.07 TAHLİYE KAPAĞI DRAINAGE COVER Malzeme / Material : PVC Renk / Colour : Siyah-Beyaz-Gri Black-White-Grey			04.13.05A EŞİK YAN KAPAĞI (SOL) THRESHOLD SIDE CAP (LEFT) Malzeme / Material : PVC Renk / Colour : BLACK	
	04.06.73 ADAPTÖR KAPAĞI ADAPTER CAP Malzeme / Material : PVC Renk / Colour : BLACK AT64A27 İÇİN / FOR AT64A27			04.13.05B EŞİK YAN KAPAĞI (SAĞ) THRESHOLD SIDE CAP (RIGHT) Malzeme / Material : PVC Renk / Colour : BLACK	
	04.06.74 ADAPTÖR KAPAĞI ADAPTER CAP Malzeme / Material : PVC Renk / Colour : BLACK AT64A27 İÇİN / FOR AT64A27			04.13.06A KANAT YAN KAPAĞI(SOL) VENT SIDE CAP (LEFT) Malzeme / Material : PVC Renk / Colour : BLACK	
	04.06.75 ADAPTÖR KAPAĞI ADAPTER CAP Malzeme / Material : PVC Renk / Colour : BLACK AT64A28 İÇİN / FOR AT64A28			04.13.06B KANAT YAN KAPAĞI(SAĞ) VENT SIDE CAP (RIGHT) Malzeme / Material : PVC Renk / Colour : BLACK	
	04.06.76 ADAPTÖR KAPAĞI ADAPTER CAP Malzeme / Material : PVC Renk / Colour : BLACK AT64A28 İÇİN / FOR AT64A28				

PENCERE MENTEŞELERİ / WINDOW HINGES



15.01.16

GIESSE PENCERE MENTEŞESİ
GIESSE HINGE FOR WINDOWS

Renk / Colour : Siyah-Beyaz-Gri-Eloksal
Black-White-Grey-Anodised

75 kg için 2 adet, 85 kg için 3 adet kullanılmalıdır. / Should be used 2 for 75 kg,3 for 85 kg.
EN 1935:2002

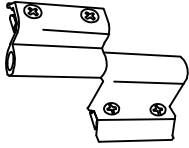


15.01.03

RESCARA PENCERE MENTEŞESİ
HINGE FOR WINDOWS

Renk / Colour : Pres-Eloksal
Press-Anodised

75 kg için 2 adet, 85 kg için 3 adet kullanılmalıdır. / Should be used 2 for 75 kg,3 for 85 kg.
EN 1935:2002

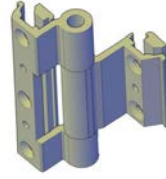


15.01.08

YERLİ PENCERE MENTEŞESİ
LOCAL HINGE FOR WINDOWS

Renk / Colour : Siyah-Beyaz-Gri-Eloksal
Black-White-Grey-Anodised

50 kg için 2 adet kullanılmalıdır. / Should be used 2 for 50 kg.
Max. kanat ölçüsü 900x1300 / Max. vent dimension 900x1300
TS EN 1935



15.01.12

YERLİ PENCERE MENTEŞESİ
LOCAL HINGE FOR WINDOWS

Renk / Colour : Siyah-Beyaz-Gri-Eloksal
Black-White-Grey-Anodised

TS EN 1935



15.01.17

GIESSE GİZLİ PENCERE MENTEŞESİ (SAĞ)
GIESSE HIDDEN HINGE FOR WINDOWS (RIGHT)

Malzeme / Material : Paslanmaz Çelik
Stainless Steel

100 kg için 2 adet kullanılmalıdır. / Should be used 2 for 100 kg.

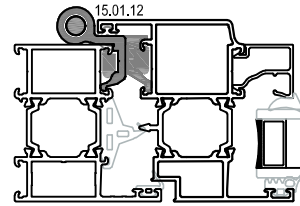
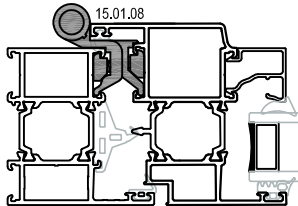
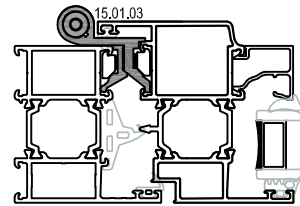
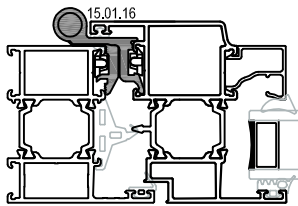


15.01.18

GIESSE GİZLİ PENCERE MENTEŞESİ (SOL)
GIESSE HIDDEN HINGE FOR WINDOWS (LEFT)

Malzeme / Material : Paslanmaz Çelik
Stainless Steel

100 kg için 2 adet kullanılmalıdır. / Should be used 2 for 100 kg.



Ölçek/Scale: 1/3

KAPI MENTEŞELERİ / DOOR HINGES



15.02.14

GIESSE KAPI MENTEŞESİ
GIESSE HINGE FOR DOORS

Renk / Colour : Siyah-Beyaz-Eloksal
Black-White-Anodized

100 kg için 2 adet, 120 kg için 3 adet kullanılmalıdır. / Should be used 2 for 100 kg, 3 for 120 kg.
EN 1935



15.02.09

YERLİ KAPI MENTEŞESİ
LOCAL HINGE FOR DOORS

Renk / Colour : Siyah-Beyaz-Grİ-Eloksal
Black-White-Grey-Anodized

85 kg için 3 adet kullanılmalıdır. / Should be used 3 for 85 kg.
Max. kanat ölçüsü 900x2200 / Max. vent dimension 900x2200
TS EN 1935



15.02.12

YERLİ KAPI MENTEŞESİ
LOCAL HINGE FOR DOORS

Renk / Colour : Siyah-Beyaz-Grİ-Eloksal
Black-White-Grey-Anodized

100 kg için 3 adet kullanılmalıdır. / Should be used 3 for 100 kg.
Max. kanat ölçüsü 900x2300 / Max. vent dimension 900x2300
TS EN 1935



15.02.20

RESCARA KAPI MENTEŞESİ
RESCARA HINGE FOR DOORS

Renk / Colour : Siyah-Beyaz-Grİ-Press-Eloksal
Black-White-Grey-Press-Anodized

120 kg için 2 adet kullanılmalıdır. / Should be used 2 for 120 kg.
TS EN 1935

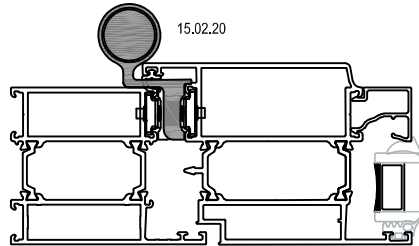
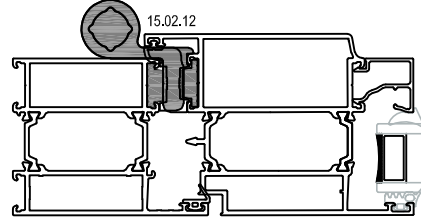
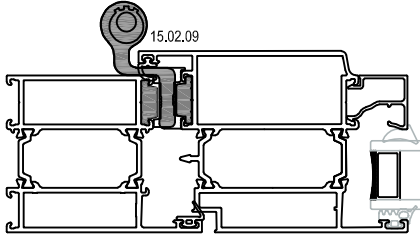


15.02.21

RESCARA KAPI MENTEŞESİ
RESCARA HINGE FOR DOORS

Renk / Colour : Siyah-Beyaz-Grİ-Press-Eloksal
Black-White-Grey-Press-Anodized

160 kg için 2 adet kullanılmalıdır. / Should be used 2 for 160 kg.
TS EN 1935



Ölçek/Scale: 1

KAPI MENTEŞELERİ / DOOR HINGES



15.02.16

GIESSE KAPI MENTEŞESİ
GIESSE DOMINA HINGE FOR DOORS

Renk / Colour : Siyah-Beyaz-Eloksal-Ham
Black-White-Anodised-Raw

160 kg için 2 adet, 180 kg için 3 adet kullanılmalıdır. / Should be used 2 for 160 kg,3 for 180 kg.
EN 1935



15.02.17

GIESSE KAPI MENTEŞESİ
GIESSE DOMINA HINGE FOR DOORS

Renk / Colour : Siyah-Beyaz-Eloksal
Black-White-Anodised

160 kg için 2 adet, 180 kg için 3 adet kullanılmalıdır. / Should be used 2 for 160 kg,3 for 180 kg.
EN 1935

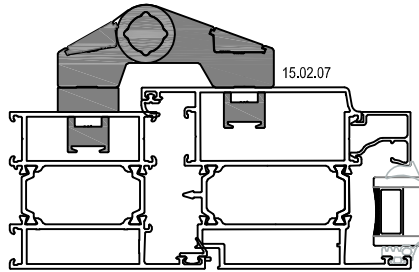
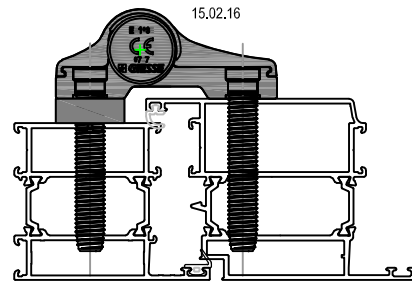
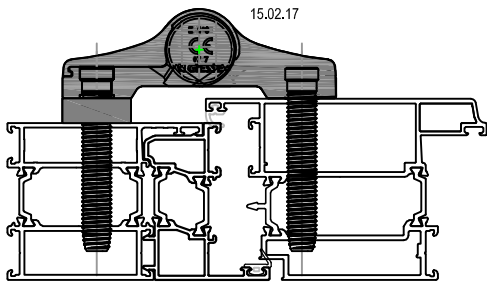


15.02.07

YERLİ KAPI MENTEŞESİ
LOCAL HINGE FOR DOORS

Renk / Colour : Siyah-Beyaz-Gri-Eloksal
Black-White-Grey-Anodized

100 kg için 2 adet kullanılmalıdır. / Should be used 2 for 100 kg.
Max. kanat ölçüsü 900x2200 / Max. vent dimension 900x2200
TS EN 1935



Ölçek/Scale: 1

ÇİFT EKSEN MEKANİZMALARI / TILT & TURN MECHANISMS



GIESSE FUTURA ÇİFT AÇILIM SETİ 80 kg
GIESSE FUTURA TILT & TURN MECHANISM 80 kg

Renk / Colour : Siyah-Beyaz-Gri
Black-White-Grey

KANAT GENİŞLİĞİ SASH WIDTH	KANAT YÜKSEKLİĞİ SASH HEIGHT	KANAT AĞIRLIĞI SASH WEIGHT	GIESSE ÇİFT AÇILIM SETİ GIESSE TILT & TURN MECHANISM	ÇİFT AÇILIM SETİ TILT & TURN MECHANISM
410- 569 mm	600-1200 mm	80 kg	07.06.62	Çift Açılım Seti Tip 1 / Tilt & Turn Mechanism
410- 569 mm	1201-2500 mm	80 kg	07.06.63	Çift Açılım Seti Tip 1 + Arka Kilitleme / Tilt & Turn Mechanism Style 1+ Additional Tilt&Turn (Back)
570-1000 mm	600-1200 mm	80 kg	07.06.64	Çift Açılım Seti Tip 2 / Tilt & Turn Mechanism Style 2
570-1000 mm	1201-2500 mm	80 kg	07.06.65	Çift Açılım Seti Tip 2 + Arka Kilitleme / Tilt & Turn Mechanism Style 2+ Additional Tilt&Turn (Back)
1001-1700 mm	600-1200 mm	80 kg	07.06.66	Çift Açılım Seti Tip 2 + Alt Kilitleme +İlave Makas / Tilt & Turn Mechanism Style 2+ Additional Tilt&Turn (Down) + Additional Arm
1001-1700 mm	1201-2500 mm	80 kg	07.06.67	Çift Açılım Seti Tip 2 + Alt Kilitleme +Arka Kilitleme+İlave Makas / Tilt & Turn Mechanism Style 2+ Additional Tilt&Turn (Down)+ Additional Tilt&Turn (Back)+ Additional Arm

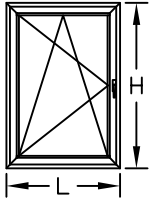



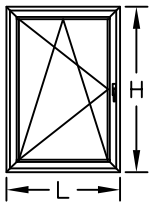

GIESSE GİZLİ MENTEŞE ÇİFT AÇILIM SETİ 100 kg
GIESSE HIDDEN HINGE TILT & TURN MECHANISM 100 kg

Renk / Colour : Siyah-Beyaz-Gri
Black-White-Grey

KANAT GENİŞLİĞİ SASH WIDTH	KANAT YÜKSEKLİĞİ SASH HEIGHT	KANAT AĞIRLIĞI SASH WEIGHT	GIESSE ÇİFT AÇILIM SETİ GIESSE TILT & TURN MECHANISM	GIESSE GİZLİ MENTEŞE ÇİFT AÇILIM SETİ GIESSE HIDDEN HINGE TILT & TURN MECHANISM
600-1000 mm	600-1200 mm	100 kg	07.06.81	Gizli Menteşe Çift Açılım Seti Sağ /Hidden Hinge Tilt & Turn Mechanism Right
600-1000 mm	600-1200 mm	100 kg	07.06.82	Gizli Menteşe Çift Açılım Seti Sol /Hidden Hinge Tilt & Turn Mechanism Left
600-1000 mm	1201-2500 mm	100 kg	07.06.83	Gizli Menteşe Çift Açılım Seti Sağ+İlave Kilit /Hidden Hinge Tilt & Turn Mechanism Right+ Additional Locking
600-1000 mm	1201-2500 mm	100 kg	07.06.84	Gizli Menteşe Çift Açılım Seti Sol+İlave Kilit /Hidden Hinge Tilt & Turn Mechanism Left+ Additional Locking
1001-1700 mm	600-1200 mm	100 kg	07.06.85	Gizli Menteşe Çift Açılım Seti Sağ+İlave Kilit /Hidden Hinge Tilt & Turn Mechanism Right+ Additional Locking
1001-1700 mm	600-1200 mm	100 kg	07.06.86	Gizli Menteşe Çift Açılım Seti Sol+İlave Kilit /Hidden Hinge Tilt & Turn Mechanism Left+ Additional Locking
1001-1700 mm	1201-2500 mm	100 kg	07.06.87	Gizli Menteşe Çift Açılım Seti Sağ+İlave Kilit (2 Adet) /Hidden Hinge Tilt & Turn Mechanism Right+ Additional Locking (2 Unit)
1001-1700 mm	1201-2500 mm	100 kg	07.06.88	Gizli Menteşe Çift Açılım Seti Sol+İlave Kilit (2 Adet) /Hidden Hinge Tilt & Turn Mechanism Left+ Additional Locking (2 Unit)

ÇİFT EKSEN MEKANİZMALARI / TILT & TURN MECHANISMS

	<p>RESCARA ÇİFT AÇILIM SETİ 130 kg RESCARA TILT & TURN MECHANISM 130 kg Renk / Colour : Siyah-Beyaz-Gri Black-White-Grey</p>					
						
KANAT GENİŞLİĞİ SASH WIDTH L (m)	KANAT YÜKSEKLİĞİ SASH HEIGHT H (m)	KANAT AĞIRLIĞI SASH WEIGHT KG	MEKANİZMA MECHANISM	MAKAS ARM	İLAVE KİLİTLEME ADDITIONAL LOCKING	İLAVE MAKAS ADDITIONAL ARM
563-1000 mm	600-1200 mm	130 kg	07.06.79	07.06.80	—	—
563-1000 mm	1200-2500 mm	130 kg	07.06.79	07.06.80	07.06.76	—
1000-1700 mm	600-1200 mm	130 kg	07.06.79	07.06.80	07.06.76	07.06.77
1000-1700 mm	1200-2500 mm	130 kg	07.06.79	07.06.80	07.06.76 (2 ADET)	07.06.77

	<p>RESCARA AKILLI ÇİFT AÇILIM SETİ 130 kg RESCARA TBT TILT & TURN MECHANISM 130 kg Renk / Colour : Siyah-Beyaz-Gri Black-White-Grey KOL ANAHTARLIDIR / HANDLE WITH KEYLOCK</p>					
						
KANAT GENİŞLİĞİ SASH WIDTH L (m)	KANAT YÜKSEKLİĞİ SASH HEIGHT H (m)	KANAT AĞIRLIĞI SASH WEIGHT KG	MEKANİZMA MECHANISM	MAKAS ARM	İLAVE KİLİTLEME ADDITIONAL LOCKING	İLAVE MAKAS ADDITIONAL ARM
563-1000 mm	600-1200 mm	130 kg	07.06.74 (TBT)	07.06.75 (TBT)	—	—
563-1000 mm	1200-2500 mm	130 kg	07.06.74 (TBT)	07.06.75 (TBT)	07.06.76	—
1000-1700 mm	600-1200 mm	130 kg	07.06.74 (TBT)	07.06.75 (TBT)	—	07.06.77
1000-1700 mm	1200-2500 mm	130 kg	07.06.74 (TBT)	07.06.75 (TBT)	07.06.76	07.06.77

PVC KANAL İÇİN AÇILIM SETLERİ / OPENNING SETS FOR PVC CHANNEL



07.05.41

RESCARA AKUSTİK PENCERE KOLU
RESCARA ACOUSTIC HANDLE

Renk / Colour : Siyah-Beyaz-Gri
Black-White-Grey



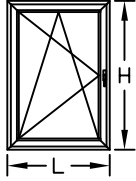

07.05.42

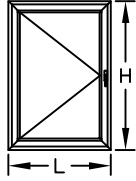

RESCARA AKUSTİK PENCERE KOLU
RESCARA ACOUSTIC HANDLE

Renk / Colour : Siyah-Beyaz-Gri
Black-White-Grey

*KOL SETE DAHİL DEĞİLDİR.
HANDLE IS NOT INCLUDED IN THE SET.

*KOL SEÇENEKLERİ; 07.05.41 - 07.05.42
HANDLE OPTIONS; 07.05.41 - 07.05.42

PVC KANALLI ÇİFT AÇILIM SETİ 80 kg TILT & TURN MECHANISM FOR PVC CHANNEL 80 kg Renk / Colour : Siyah-Beyaz-Gri Black-White-Silver				
				
KANAT GENİŞLİĞİ SASH WIDTH L (mt)	KANAT YÜKSEKLİĞİ SASH HEIGHT H (mt)	KANAT AĞIRLIĞI SASH WEIGHT (KG)	SAĞ RIGHT	SOL LEFT
501-750 mm	951-1450 mm	80 kg	07.30.01	07.30.02
501-750 mm	1451-1950 mm	80 kg	07.30.05	07.30.06
501-750 mm	1951-2450 mm	80 kg	07.30.07	07.30.08
751-1000 mm	951-1450 mm	80 kg	07.30.09	07.30.10
751-1000 mm	1451-1950 mm	80 kg	07.30.13	07.30.14
751-1000 mm	1951-2450 mm	80 kg	07.30.15	07.30.16
1001-1200 mm	951-1450 mm	80 kg	07.30.17	07.30.18
1001-1200 mm	1451-1950 mm	80 kg	07.30.21	07.30.22
1001-1200 mm	1951-2450 mm	80 kg	07.30.23	07.30.24
1201-1450 mm	951-1450 mm	80 kg	07.30.25	07.30.26
1201-1450 mm	1451-1950 mm	80 kg	07.30.29	07.30.30
1201-1450 mm	1951-2450 mm	80 kg	07.30.31	07.30.32
1451-1600 mm	951-1450 mm	80 kg	07.30.33	07.30.34
1451-1600 mm	1451-1950 mm	80 kg	07.30.37	07.30.38
1451-1600 mm	1951-2450 mm	80 kg	07.30.39	07.30.40

PVC KANALLI TEK AÇILIM SETİ 80 kg SIDE HUNG OPENNING SET FOR PVC CHANNEL 80 kg Renk / Colour : Siyah-Beyaz-Gri Black-White-Silver			
			
KANAT YÜKSEKLİĞİ SASH HEIGHT H (mt)	KANAT AĞIRLIĞI SASH WEIGHT (KG)	SAĞ RIGHT	SOL LEFT
501-600 mm	80 kg	07.27.01	07.27.02
601-800 mm	80 kg	07.27.03	07.27.04
801-900 mm	80 kg	07.27.05	07.27.06
901-1000 mm	80 kg	07.27.07	07.27.08
1001-1100 mm	80 kg	07.27.09	07.27.10
1101-1200 mm	80 kg	07.27.11	07.27.12
1201-1300 mm	80 kg	07.27.13	07.27.14
1301-1400 mm	80 kg	07.27.15	07.27.16
1401-1600 mm	80 kg	07.27.17	07.27.18
1601-1800 mm	80 kg	07.27.19	07.27.20
1801-2000 mm	80 kg	07.27.21	07.27.22
2000-2200 mm	80 kg	07.27.23	07.27.24

*PVC KANALLI TEK AÇILIM SETİ İÇİN KANAT GENİŞLİĞİ L<1000MM OLMALIDIR.
DAHA BÜYÜK ÖLÇÜLER İÇİN İRTİBATA GEÇEBİLİRSİNİZ.
PERIMETRIC GROOVE (16MM) SIDE HUNG OPENNING KIT FOR L<1000MM.
FOR L>1000MM PLEASE CONTACT TECHNICAL OFFICE.

PENCERE KOLLARI / WINDOW HANDLES

<p>07.05.25 GIESSE İSPANYOLET KOL (ÇİFT DİLLİ) GIESSE HANDLE FOR WINDOWS (DOUBLE RAIL) Renk / Colour : Siyah-Beyaz-Gri Black-White-Grey</p> <p>UNI CEI EN ISO / IEC 17050</p>	<p>07.05.33 GIESSE ANAHTARLI İSPANYOLET KOL (ÇİFT DİLLİ) GIESSE KEY HANDLE FOR WINDOWS (DOUBLE RAIL) Renk / Colour : Siyah-Beyaz-Gri Black-White-Grey</p>
<p>07.25.01 GIESSE TIJ BAĞLANTI PARÇASI GIESSE CONNECTION ROD Renk / Colour : Siyah / Black Malzeme / Material : Polyamid / Polyamide</p> <p>07.05.25 , 07.05.33 ve 07.05.34 Kol için / For Handle 07.05.25 , 07.05.33 and 07.05.34</p>	<p>07.05.34 GIESSE SÖKÜLEBİLİR KOL GÖVDESİ (ÇİFT DİLLİ) GIESSE REMOVABLE HANDLE BODY (DOUBLE RAIL) Renk / Colour : Siyah-Beyaz-Gri Black-White-Grey</p>
<p>07.05.29 RESCARA GLOBAL ANAHTARLI PENCERE KOLU (TEK DİLLİ) RESCARA GLOBAL KEY HANDLE FOR WINDOWS (SINGLE RAIL) Renk / Colour : Siyah-Beyaz-Gri Black-White-Grey</p> <p>EN 1670</p>	<p>07.05.35 GIESSE SÖKÜLEBİLİR KOL GIESSE REMOVABLE HANDLE Renk / Colour : Siyah Black</p>
<p>07.13.07 RESCARA KOL BAĞLANTI PARÇASI RESCARA CONNECTION PART FOR HANDLE Malzeme / Material : Zamak / Zamak</p> <p>07.05.29 Kol için / For Handle 07.05.29</p>	<p>07.05.30 RESCARA GLOBAL SÖKÜLEBİLİR KOL GÖVDESİ (ÇİFT DİLLİ) RESCARA GLOBAL REMOVABLE HANDLE BODY (DOUBLE RAIL) Renk / Colour : Siyah-Beyaz-Gri Black-White-Grey</p> <p>EN 1670</p>
<p>07.05.28 RESCARA GLOBAL PENCERE KOLU (TEK DİLLİ) RESCARA GLOBAL HANDLE FOR WINDOWS (SINGLE RAIL) Renk / Colour : Siyah-Beyaz-Gri Black-White-Grey</p> <p>EN 1670</p>	<p>07.05.31 RESCARA SÖKÜLEBİLİR KOL RESCARA REMOVABLE HANDLE Renk / Colour : Siyah / Black</p> <p>EN 1670</p>
<p>07.05.32 RESCARA GLOBAL PENCERE KOLU (ÇİFT DİLLİ) RESCARA GLOBAL HANDLE FOR WINDOWS (DOUBLE RAIL) Renk / Colour : Siyah-Beyaz-Gri Black-White-Grey</p> <p>EN 1670, 13126-8</p>	<p>07.13.08 RESCARA KOL BAĞLANTI PARÇASI RESCARA CONNECTION PART FOR HANDLE Renk / Colour : Siyah / Black Malzeme / Material : PVC</p> <p>07.05.28, 07.05.30 ve 07.05.32 Kol için / For Handle 07.05.28, 07.05.30 and 07.05.32</p>

İSPANYOLET KİLİTLEME PARÇALARI / LOCKING KITS



07.13.03

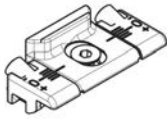
PİM
LOCK PIN
Malzeme / Material : Zamak / Zamak



07.13.06

GIESSE PİM
GIESSE ADJUSTABLE LOCKING PAWL

Malzeme / Material : Zamak / Zamak



07.09.07

GIESSE AYARLI PİM KARŞILIĞI
GIESSE ADJUSTABLE SINGLE STRIKER

Malzeme / Material : Zamak / Zamak



07.09.08

GIESSE ARKA KİLİTLEME
GIESSE BURGLAR BOLT

Malzeme / Material : Zamak / Zamak



18.07.02

GIESSE PASİF KANAT SÜRGÜ SETİ
GIESSE BOLT FOR PASSIVE LEAF

Malzeme / Material : Zamak ve polyamld
Zamak and polyamld



07.09.11

RESCARA SABİT KARŞILIK
RESCARA FIXED STRIKER

Malzeme / Material : Zamak / Zamak



07.09.12

RESCARA AYARLI KARŞILIK
RESCARA ADJUSTABLE STRIKER

Malzeme / Material : Zamak / Zamak



07.09.13

RESCARA ARKA KİLİTLEME
RESCARA BURGLAR BOLT

Malzeme / Material : Zamak / Zamak



07.21.02

GIESSE KÖŞE DÖNME
GIESSE CORNER DRIVE

Malzeme / Material : Zamak / Zamak



07.21.03

RESCARA KÖŞE DÖNME
RESCARA CORNER DRIVE


Malzeme / Material : Zamak / Zamak



07.06.78

RESCARA MICROVENTİLASYON
RESCARA MICROVENTILATION


Malzeme / Material : Zamak/ Zamak



07.07.02

VASİSTAS MAKAS
ARM FOR BOTTOM-HUNG WINDOWS

Renk / Colour : Siyah-Beyaz-Grİ
Black-White-Grey



07.08.01

RESCARA VASİSTAS MANDAL
RESCARA DEVICE FOR CLOSING BOTTOM-HUNG WINDOWS

Renk / Colour : Siyah-Beyaz-Grİ
Black-White-Grey



07.07.08

SINIRLAYICI MAKAS
LIMITER

Malzeme / Material : Gümüş- Paslanmaz Çelik
Silver - Stainless Steel



07.07.09

GIESSE VASİSTAS MAKAS
GIESSE ARM FOR BOTTOM-HUNG WINDOWS

Renk / Colour : Siyah-Beyaz-Grİ
Black-White-Grey



07.07.11

GIESSE VASİSTAS PENCERE SETİ
GIESSE BOTTOM HUNG WINDOW SET

Kol ve menteşe sete dahil değildir.
Handle and hinge is not included in the set

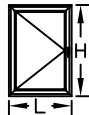


11.02.34

RESCARA KANAT DESTEK TAKOZU
RESCARA VENT SUPPORT PIECE

Malzeme / Material : PVC
Renk / Colour : Siyah/Black

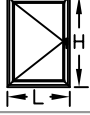
ÇİFT DİLLİ KOL VE KİLİTLEME SETİ SEÇİM TABLOSU
DOUBLE RAILED HANDLE AND LOCKING KIT TABLE



KOD CODE	AÇIKLAMA DESCRIPTION	ÜRÜN RESMİ PRODUCT IMAGE	TEKİL ÜRÜNLER INDIVIDUAL PRODUCTS		
			TEMEL SET MAIN SET	İLAVE ÜRÜNLER ADDITIONAL PRODUCTS	
			H<1200mm L<1000mm	1200mm < H < 2700 mm	1000mm < L < 1400 mm
07.05.25	GIESSE ÇİFT DİLLİ KOL GIESSE DOUBLE RAIL HANDLE		1		
07.25.01	GIESSE KOL BAĞLANTISI GIESSE ROD CONNECTION PIECES		1		
07.13.06	GIESSE AYARLI PİM GIESSE ADJUSTABLE LOCKING PAWL		2	2	2
07.09.11	RESCARA SABİT KARŞILIK RESCARA FIXED STRIKER		2	2	2
07.09.07	GIESSE AYARLI PİM KARŞILIĞI GIESSE ADJUSTABLE SINGLE STRIKER				2
07.21.02	GIESSE KÖŞE DÖNME GIESSE/RESCARA CORNER DRIVE				2
11.02.34	RESCARA KANAT DESTEK TAKOZU RESCARA VENT SUPPORT PIECE		1		

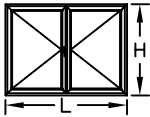
***Giesse kol ve kilitleme aksesuarları 25 I 07 tij profili ile kullanılmalıdır.
Giesse handle and locking accessories should be used with 25 I 07 rod profile

TEK DİLLİ KOL VE KİLİTLEME SETİ SEÇİM TABLOSU
SINGLE RAILED HANDLE AND LOCKING KIT TABLE



KOD CODE	AÇIKLAMA DESCRIPTION	ÜRÜN RESMİ PRODUCT IMAGE	TE MEL SET MAIN SET		İLAVE ÜRÜNLER ADDITIONAL PRODUCTS	
			H<1200mm	L<1000mm	1200mm < H < 2700 mm	1000mm < L < 1400 mm
07.05.28 07.05.29	RESCARA TEK DİLLİ KOL GIESSE DOUBLE RAIL HANDLE		1			
07.13.07	RESCARA KOL BAĞLANTI PARÇASI RESCARA CONNECTION PART FOR HANDLE		1			
07.13.06	GIESSE AYARLI PİM GIESSE ADJUSTABLE LOCKING PAWL		2		2	2
07.09.11	RESCARA SABİT KARŞILIK RESCARA FIXED STRIKER		2		2	2
07.09.12	RESCARA AYARLI KARŞILIK RESCARA ADJUSTABLE STRIKER					2
07.21.03	RESCARA KÖŞE DÖNME RESCARA CORNER DRIVE					2
11.02.34	RESCARA KANAT DESTEK TAKOZU RESCARA VENT SUPPORT PIECE		1			

ÇİFT/TEK AÇILIM PASİF KANAT AKSESUAR SEÇİM TABLOSU
SECONDARY SASH LOCKING KIT TABLE



KOD CODE	AÇIKLAMA DESCRIPTION	ÜRÜN RESMİ PRODUCT IMAGE	TE MEL SET MAIN SET		İLAVE ÜRÜNLER ADDITIONAL PRODUCTS	
			H<1200mm	L<1000mm	1200mm < H < 2700 mm	1000mm < L < 1400 mm
18.07.02	GIESSE SÜRGÜ SETİ GIESSE BOLT FOR SECONDARY SASH		1			
07.21.02	GIESSE KÖŞE DÖNME PARÇASI GIESSE CORNER DRIVE		2			2
07.09.07	GIESSE AYARLI PİM KARŞILIĞI GIESSE ADJUSTABLE SINGLE STRIKER					2
07.09.08	GIESSE ARKA KİLİTLEME GIESSE BURGLAR BOLT				1	

***Giesse kol ve kilitleme aksesuarları 25 I 07 tij profili ile kullanılmalıdır.
Giesse handle and locking accessories should be used with 25 I 07 rod profile

KAPI KOLLARI / DOOR HANDLES



07.14.06

GIESSE KAPI KOLU
GIESSE DOOR HANDLE

Renk / Colour : Siyah-Beyaz-Gri
Black-White-Grey



07.14.07

RESCARA GLOBAL KAPI KOLU
RESCARA GLOBAL DOOR HANDLE


Renk / Colour : Siyah-Beyaz-Gri
Black-White-Grey



07.14.08

RESCARA MULETA KAPI KOLU
RESCARA GLOBAL DOOR HANDLE

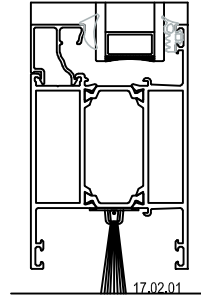
Renk / Colour : Siyah-Beyaz-Gri
Black-White-Grey



17.02.01


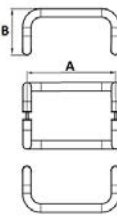
KAPI ALTI FIRÇASI
BRUSH FOR DOORS


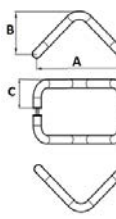
Malzeme / Material : Polipropilen / Polypropylene




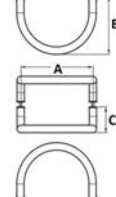
Ölçek/Scale: x



KAPI KOLLARI / DOOR HANDLES


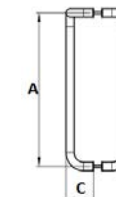
		KIVRIK KOL DOOR HANDLE Renk / Colour : Siyah-Beyaz-Eloksal Black-White-Anodised		
KOD CODE	Ø (mm)	A (mm)	B (mm)	
07.17.10	25	200	130	
07.17.11	25	300	130	
07.17.02	25	400	130	
07.17.27	25	500	160	

		V KOL DOOR HANDLE Renk / Colour : Siyah-Beyaz-Eloksal Black-White-Anodised		
KOD CODE	Ø (mm)	A (mm)	B (mm)	C (mm)
07.17.06	25	200	130	80
07.17.29	25	250	130	80
07.17.30	25	300	130	80
07.17.31	30	400	160	100

		U KOL DOOR HANDLE Renk / Colour : Siyah-Beyaz-Eloksal Black-White-Anodised		
KOD CODE	Ø (mm)	A (mm)	B (mm)	
07.17.08	25	200	80	
07.17.35	25	300	80	
07.17.36	30	400	100	

		YARIM AY KOL DOOR HANDLE Renk / Colour : Siyah-Beyaz-Eloksal Black-White-Anodised		
KOD CODE	Ø (mm)	A (mm)	B (mm)	C (mm)
07.17.32	25	200	130	80
07.17.20	25	300	130	80
07.17.33	30	350	160	100

		YAY KOL DOOR HANDLE Renk / Colour : Siyah-Beyaz-Eloksal Black-White-Anodised		
KOD CODE	Ø (mm)	A (mm)	B (mm)	
07.17.37	400	350	80	
07.17.22	500	450	80	
07.17.38	600	550	80	
07.17.39	700	650	80	
07.17.40	800	750	80	

		BASTON KOL DOOR HANDLE Renk / Colour : Siyah-Beyaz-Eloksal Black-White-Anodised		
KOD CODE	Ø (mm)	A (mm)	B (mm)	C (mm)
07.17.23	25	900	180	80
07.17.34	25	1000	180	80



07.17.19

AKBANK KAPI KOLU
DOOR HANDLE

Renk / Colour : Siyah-Beyaz-Gri-Eloksal
Black-White-Grey-Anodised



07.13.10

AKBANK KOL APARATI
DOOR HANDLE

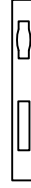
Renk / Colour : Siyah-Beyaz-Gri-Eloksal
Black-White-Grey-Anodised

KAPI KİLİTLERİ / DOOR LOCKS



18.01.01

MAKARALI KİLİT
MORTISE LOCK (WITH ROLLER)



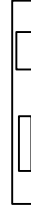
18.02.24

MAKARALI KİLİT KARŞILIĞI
STRIKER FOR ROLLER LOCK



18.01.02

DİLLİ KİLİT
MORTISE LOCK



18.02.25

DİLLİ KİLİT KARŞILIĞI
STRIKER FOR MORTISE LOCK



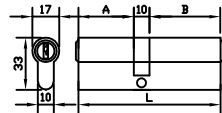
18.03.01

KAPI SÜRGÜSÜ (UZUN)
BOLT FOR DOORS (LONG)



18.03.06

KAPI SÜRGÜSÜ (KISA)
BOLT FOR DOORS (SHORT)



18.04.08

BAREL
CYLINDER

Malzeme / Material : Krom-Nikel / Chrome-Nickel

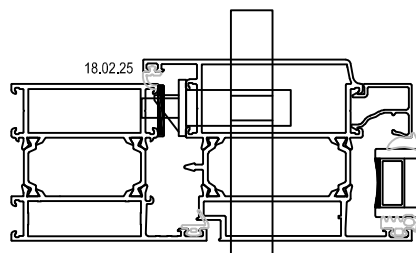
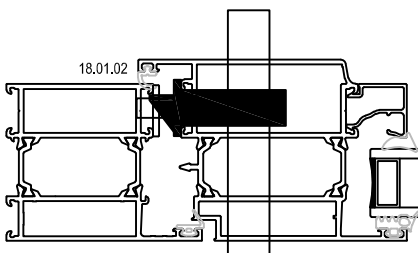
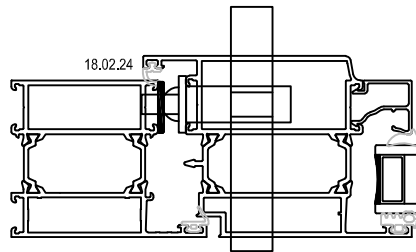
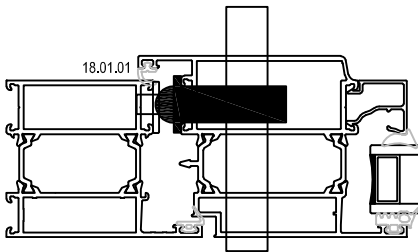
A	B	L
35	55	100



18.05.02

BAREL AYNASI
CYLINDER COVER

Renk / Colour : Siyah-Beyaz-Grey
Black-White-Grey



Ölçek/Scale: x

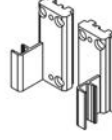


15.03.02

GIESSE PIVOT MENTEŞE
GIESSE PIVOT HINGE

Malzeme / Material : Zamak-Alüminyum-Polyamid
Zamak-Aluminium-Polyamide

Maksimum kanat ağırlığı / Maximum sash weight = Dikey / Vertical :100 kg Yatay / Horizontal : 120 kg
Maksimum kanat ebatları / Maximum sash dimensions
Dikey / Vertical : L:1600 mm H:2200 mm Yatay /Horizontal L:1600 mm H:2200 mm



15.03.03

GIESSE PİVOT MENTEŞE ALT PARÇASI
GIESSE PIVOT FIXING PLATE



07.05.26

GIESSE YATAY PİVOT İÇİN KOL
GIESSE HANDLE FOR HORIZONTAL PIVOT

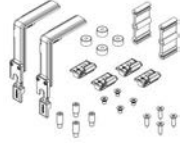
Renk / Colour : Siyah-Beyaz-Gri
Black-White-Grey



07.25.02

GIESSE YATAY PİVOT İÇİN MEKANİZMA
GIESSE MECHANISM FOR HORIZONTAL PIVOT

Malzeme / Material : Zamak-Polyamid
Zamak-Polyamide

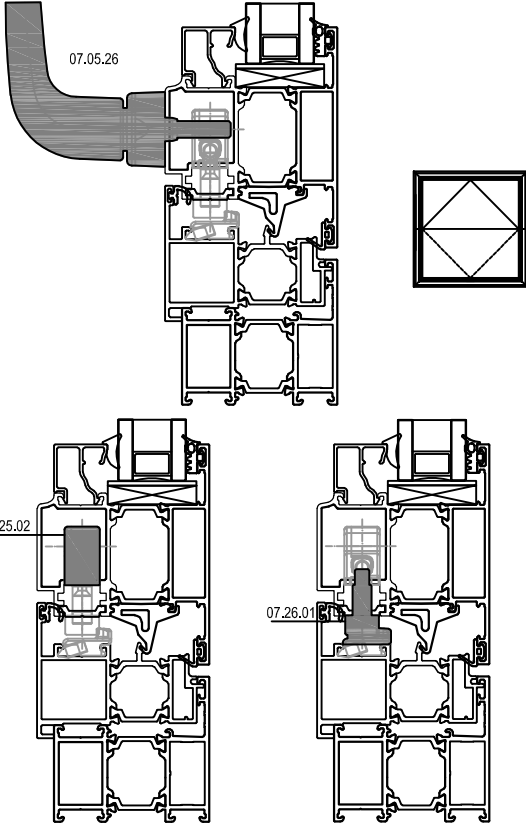


07.26.01

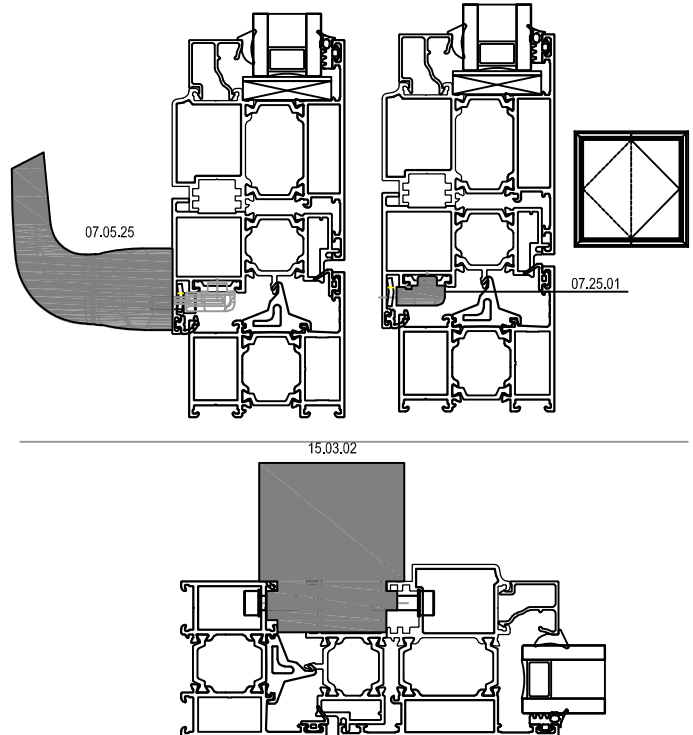
GIESSE YATAY PİVOT İÇİN KİLİTLEME
GIESSE LOCKING KIT FOR HORIZONTAL PIVOT

Malzeme / Material : Zamak-Polyamid
Zamak-Polyamide

YATAY PİVOT AKSESUARLARI / HORIZONTAL PIVOT ACCESSORIES



DIKEY PİVOT AKSESUARLARI / VERTICAL PIVOT ACCESSORIES

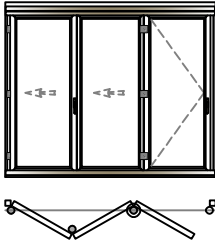


*** 25 I 07 tij profili ile kullanılmalıdır.
Should be used with 25 I 07 rod profile

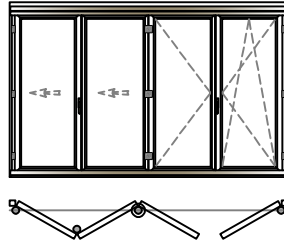
Ölçek/Scale: X

ŞEMA SCHEME	KOD CODE	AÇIKLAMA DESCRIPTION
431	07.29.01	Eşikli Katlanır Kapı Mekanizması / Folding Door Mechanism with Threshold
330	07.29.02	Eşikli Katlanır Kapı Mekanizması / Folding Door Mechanism with Threshold
550	07.29.03	Eşikli Katlanır Kapı Mekanizması / Folding Door Mechanism with Threshold
633	07.29.04	Eşikli Katlanır Kapı Mekanizması / Folding Door Mechanism with Threshold
651	07.29.05	Eşikli Katlanır Kapı Mekanizması / Folding Door Mechanism with Threshold
770	07.29.05	Eşikli Katlanır Kapı Mekanizması / Folding Door Mechanism with Threshold

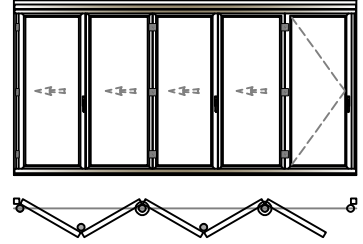
ŞEMA: 330



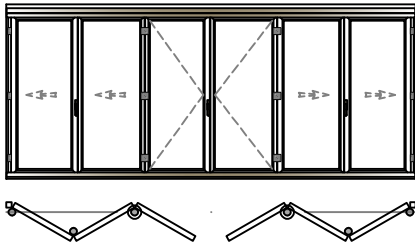
ŞEMA: 431



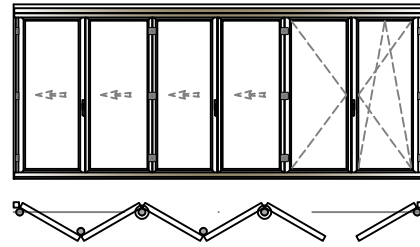
ŞEMA: 550



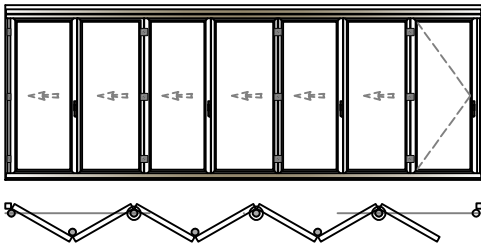
ŞEMA: 633

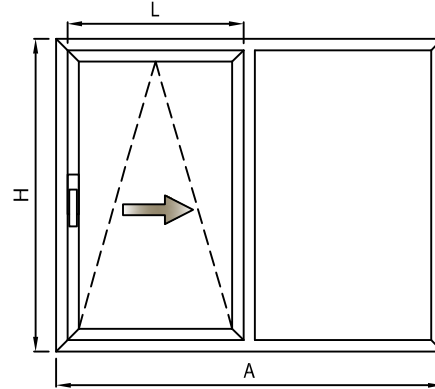


ŞEMA: 651



ŞEMA: 770



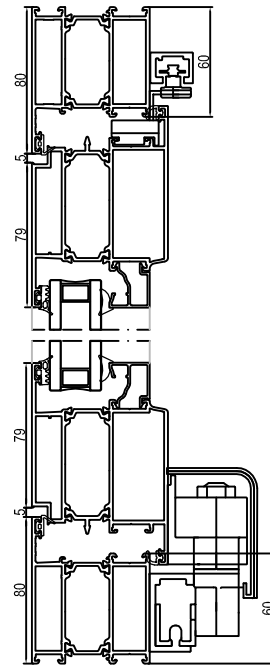
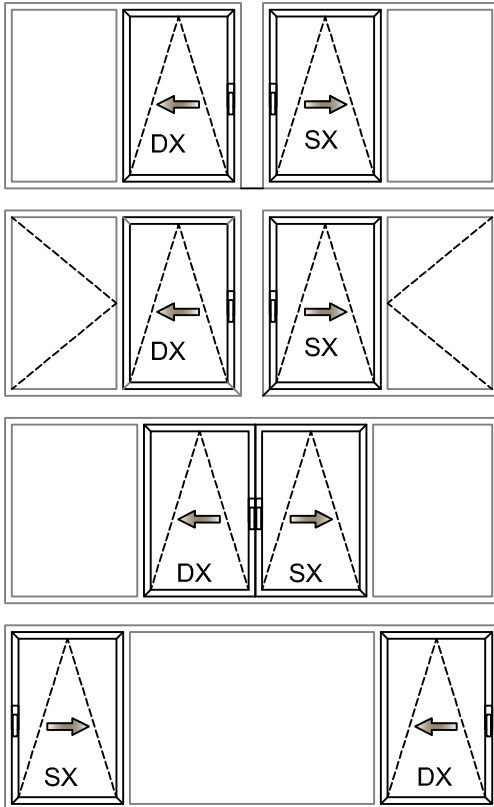


YARI OTOMATİK PARALEL SÜRME MEKANİZMASI 130 kg - EURO KANAL
AUTOMATIC TILT&SLIDE MECHANISM 130 kg - EURO CHANNEL

TAM OTOMATİK PARALEL SÜRME MEKANİZMASI 150 kg - EURO KANAL
FULL AUTOMATIC TILT&SLIDE MECHANISM 150 kg - EURO CHANNEL

KOD CODE	KANAT YÜKSEKLİĞİ SASH HEIGHT	KANAT GENİŞLİĞİ SASH WIDTH
07.35.02	730-1200 mm	600-850 mm
07.35.03	730-1200 mm	851-1100 mm
07.35.04	730-1200 mm	1101-1350 mm
07.35.05	730-1200 mm	1351-1600 mm
07.35.06	1201-2400 mm	600-850 mm
07.35.07	1201-2400 mm	851-1100 mm
07.35.08	1201-2400 mm	1101-1350 mm
07.35.09	1201-2400 mm	1351-1600 mm

KOD CODE	KANAT YÜKSEKLİĞİ SASH HEIGHT	KANAT GENİŞLİĞİ SASH WIDTH
07.35.10	895-1200 mm	740-850 mm
07.35.11	895-1200 mm	851-1100 mm
07.35.12	895-1200 mm	1101-1350 mm
07.35.13	895-1200 mm	1351-1600 mm
07.35.14	1201-2400 mm	740-850 mm
07.35.15	1201-2400 mm	851-1100 mm
07.35.16	1201-2400 mm	1101-1350 mm
07.35.17	1201-2400 mm	1351-1600 mm



Ölçek/Scale: X